

ivoclar



Product catalog Labside

Edition 2026

Making People Smile

Contents

Shade selection	6	Registration devices	41
Chromascop® shade guide	6	UTS 3D universal transferebow system	41
A–D shade guide with Bleach shades	6	UTS 3D accessories	41
Overview of products and shade ranges	7	UTS support pins type II	42
		Gnathometer M incl. UTS adapter	42
		Preparation and registration in the Digital Denture workflow	43
		Gnathometer CAD	43
		UTS CAD	43
Teeth	8	Resin veneering material	44
SR Phonares II shade guide	8	PMMA	44
SR Phonares II	8	SR Ivocron®	44
SR Phonares II Typ	8	SR Ivocron® Cold Liquid	44
SR Phonares II Lingual	9	SR Ivocron® Hot Liquid	44
Living tooth mould chart SR Phonares II	9	SR Ivocron® Press Liquid	44
SR Vivodent® S PE shade guide	10	SR Ivocron® Dentin	45
SR Vivodent® S PE	10	SR Ivocron®	45
SR Orthotyp® S PE	10	SR Ivocron® Opaquer	46
Living tooth mould chart SR Vivodent® S PE	11	SR Ivocron® Opaquer Liquid	46
SR Vivodent® S DCL shade guide	12	SR Ivocron®	46
SR Vivodent® S DCL	12	SR Ivocron® Gingiva	47
SR Orthotyp® S DCL	12	SR Ivocron® Separator	47
SR Ortholingual S DCL	13		
Living tooth mould chart SR Vivodent® S DCL	13	Lab composite	48
SR Vivodent DCL shade guide	14	SR Nexco®	48
SR Vivodent DCL	14	SR Nexco® Paste Promo Kit A2	48
SR Vivodent Plus DCL	14	SR Nexco® Paste Starter Kit A–D	48
SR Orthotyp DCL	14	SR Nexco® Paste Gingiva Kit	49
SR Ortholingual DCL	15	Transil F	49
SR Orthoplane DCL	15	SR Nexco® Opaquer	49
Living tooth mould chart SR Vivodent DCL	15	SR Nexco® Liner	50
SR Vivodent A–D shade guide	16	SR Nexco® Pontic Fill	50
SR Vivodent	16	SR Nexco® Paste Margin	50
SR Orthotyp	16	SR Nexco® Paste Dentin	51
Living tooth mould chart SR Vivodent A–D	17	SR Nexco® Paste Incisal	51
Ivostar® / Gnathostar® shade guide	18	SR Nexco® Paste Effect	52
Ivostar®	18	SR Nexco® Stains	52
Gnathostar®	18	SR Nexco® Gingiva Opaquer	52
Tooth Cabinet SR Phonares	19	SR Nexco® Paste Gingiva	53
Tooth Cabinets	19	SR Nexco® Paste Intensive Gingiva	53
Combination tables	20	SR Nexco® Paste Basic Gingiva	53
		Gingiva Solution material shade guide	54
		SR Nexco® Insert	54
Prosthetics	25	SR® Accessories	55
Materials	25	SR® Link	55
IvoBase® High Impact	25	SR® Modelling Liquid	55
IvoBase® Hybrid	26	SR® Retention Adhesive	55
SR Ivocap® High Impact	27	SR® micro retention beads	55
SR Ivocap® Clear	27	SR® Model Separator	56
ProBase® Hot	28	SR® Gel	56
ProBase® Cold	29	Universal polishing paste	56
SR Triplex® Hot	30	SR® modelling instruments	56
SR Triplex® Cold	31	OptraSculpt® Pad	57
Auxiliary materials	32	Brush holder	57
SR Ivolen	32	Disposable brushes	57
Separating fluid	32	Cannulas	58
Centric Tray	32	Cannula caps	58
		SR® mixing plate (small)	58
		SR® mixing pad (small)	58
Prosthetic equipment	33	Light-curing units	59
Processing equipment	33	PrograPrint® Cure	59
IvoBase® Injector	33	PrograPrint® Cure object tray	59
IvoBase® Flask Set	33		
IvoBase® temperature checking set	34		
IvoBase® temperature checking set refill	34		
IvoBase® thermal glove	34		
Articulators	35		
Stratos® 100	35		
Stratos® 200	35		
Stratos® 300	35		
Accessories for articulators	36		
Accessories assortment "personalized" (for Stratos® 200)	36		
Joint inserts (for Stratos® 200)	36		
Accessories assortment "personalized" (for Stratos® 100, 300)	37		
Accessories assortment "average value" (for Stratos® 100, 200, 300)	37		
FH registration joint holder	38		
2½ setting-up template	38		
3D setting-up template	38		
Incisal plate	38		
Individual anterior guidance plate	39		
Curved incisal pin with holder	39		
Model carrier	39		
Centric rubber bands	40		
Stratos® facebow adapter	40		
Stratos® case	40		

Metal-ceramics**Leucite fluorapatite oxyapatite metal-ceramic**

IPS Style®	60
IPS Style® Ceram Starter Kit A-D	60
IPS Style® Ceram Intro Kit A2	61
IPS Style® Ceram Starter Kit A-D Paste Opaquer	61
IPS Style® Ceram Intro Kit A2 Paste Opaquer	62
IPS Style® Ceram Impulse Kit	62
IPS Style® Ceram Gingiva Kit	63
IPS Style® Ceram Paste Opaquer and Intensive Paste Opaquer /	
IPS Style® Ceram Powder Opaquer and Intensive Powder Opaquer	64
IPS Style® Ceram One	65
IPS Style® Ceram Margin	65
IPS Style® Ceram Deep Dentin	66
IPS Style® Ceram Dentin	66
IPS Style® Ceram Mamelon	67
IPS Style® Ceram Occlusal Dentin	67
IPS Style® Ceram Opal Effect	67
IPS Style® Ceram Transpa	68
IPS Style® Ceram Special Incisal	68
IPS Style® Ceram Inter Incisal	68
IPS Style® Ceram Cervical Transpa	69
IPS Style® Ceram Incisal	69
IPS Style® Ceram Incisal Edge	69
IPS Style® Ceram Gingiva	70
IPS Style® Ceram Add-On	70

Liquid

IPS® Powder Opaquer Liquid	71
IPS® Paste Opaquer Liquid	71
IPS® Margin build-up liquid	72
IPS® build-up liquid	72

Accessories

IPS Style® Ceram material shade guide	73
---------------------------------------	----

Leucite metal-ceramics

IPS InLine®	74
IPS InLine® System Paste Opaquer	75
IPS InLine® System Powder Opaquer	76
IPS InLine® System Opaquer F	76
IPS InLine® One Denticisal	77
IPS InLine® Margin	77
IPS InLine® Deep Dentin	78
IPS InLine® Dentin	78
IPS InLine® Incisal /	
IPS InLine® Transpa Incisal	79
IPS InLine® Impulse	79
IPS InLine® Gingiva	80
IPS InLine® Add-On	80
IPS InLine® System Add-On 690 °C/1274 °F	80
IPS InLine® System Opaquer Liquid	81
IPS InLine® System Powder Opaquer Liquid	81
IPS InLine® Margin build-up liquid	81
IPS InLine® System build-up liquid L	82
IPS InLine® System build-up liquid P	82

Metal-ceramics

IPS Classic®	83
IPS Classic Starter Kit A3	83
IPS Classic® V Opaquer	83
IPS Classic® V Intensive Opaquer	84
IPS® Gingiva Opaquer	84
IPS Classic® V Powder Opaquer	85
IPS® Opaque Dentin V	85
IPS Classic® V Dentin	86
IPS Classic® V	86
IPS Classic® Opal Incisal	87
IPS Classic® V Transparent	87
IPS® Impulse	87
IPS® Effect	88
IPS® Gingiva	88
IPS® Gingiva Modifier	88
IPS® Shade V	89
IPS® Stains-P	89
IPS Classic® Add-On Powder	89
IPS Classic® Glazing Paste	90
IPS Classic® Glazing/Staining Liquid	90
IPS Classic® Powder Opaquer Liquid	90
IPS Classic® build-up liquid L (long-term)	91
IPS Classic® build-up liquid N (standard)	91

Liquids

IPS® Model Sealer	92
IPS® Margin Sealer	92
IPS® Ceramic Separating Liquid	92

60**60****71****71****71****72****72****73****73****74****74****75****76****76****77****77****78****78****79****79****80****80****81****81****82****82****83****83****83****83****84****84****85****85****86****86****87****87****87****88****88****88****89****89****90****90****91****91****92****92****92****Metal-free veneering ceramics****IPS e.max®**

IPS e.max® Ceram Starter Kit	93
IPS e.max® Ceram Intro Kit (A2)	93
IPS e.max® Ceram Power Dentin Kit	94
IPS e.max® Ceram Deep Dentin Kit	94
IPS e.max® Ceram Impulse Kit	94
IPS e.max® Ceram Gingiva Kit	95
IPS e.max® Ceram Selection Kit	95
IPS e.max® Ceram ZirLiner	95
IPS e.max® Ceram Margin	96
IPS e.max® Ceram Deep Dentin	96
IPS e.max® Ceram Power Dentin	97
IPS e.max® Ceram Dentin	97
IPS e.max® Ceram Power Incisal	98
IPS e.max® Ceram Transpa	98
IPS e.max® Ceram Incisal/Transpa Incisal	98
IPS e.max® Ceram Impulse Occlusal Dentin	99
IPS e.max® Ceram Impulse Mamelon	99
IPS e.max® Ceram Impulse Incisal Edge	99
IPS e.max® Ceram Impulse Opal Effect	99
IPS e.max® Ceram Impulse Cervical	100
IPS e.max® Ceram Impulse Special Incisal	100
IPS e.max® Ceram Impulse Inter Incisal	100
IPS e.max® Ceram Impulse Cervical Transpa	101
IPS e.max® Ceram Gingiva	101
IPS e.max® Ceram Selection	102
IPS e.max® Ceram Essence	102
IPS e.max® Ceram Shade	103
IPS e.max® Ceram Glaze	103
IPS e.max® Ceram Add-On	103
IPS e.max® Ceram ZirLiner build-up liquid	104
IPS e.max® Ceram Margin build-up liquid	104
IPS® build-up liquid	104
IPS e.max® Ceram Glaze and Stain Liquid	105
IPS e.max® Ceram material shade guides	105

Universal stains and glazes**IPS e.max® Ceram Art**

IPS e.max® Ceram Art Essence/Shade Assortment	106
IPS e.max® Ceram Art Illusion Structure Assortment	106
IPS e.max® Ceram Art Gingiva Illusion & Structure Assortment	107
IPS e.max® Ceram Art Magic Glaze	107
IPS e.max® Ceram Art Essence	108
IPS e.max® Ceram Art Shade	108
IPS e.max® Ceram Art Illusion Mamelon	108
IPS e.max® Ceram Art Illusion Opal	109
IPS e.max® Ceram Art Illusion Halo	109
IPS e.max® Ceram Art Illusion Enamel	109
IPS e.max® Ceram Art Illusion Absorber	110
IPS e.max® Ceram Art Illusion Cervical	110
IPS e.max® Ceram Art Illusion Gingiva Base	110
IPS e.max® Ceram Art Illusion Gingiva mauve	111
IPS e.max® Ceram Art Illusion Gingiva bone	111
IPS e.max® Ceram Art Illusion Gingiva capillary, fibers, intense-red	111
IPS e.max® Ceram Art Illusion Gingiva margin	112
IPS e.max® Ceram Art Structure	112
IPS e.max® Ceram Art Structure Gingiva	112
IPS e.max® Ceram Art Universal Liquid	113

IPS Ivocolor®

IPS Ivocolor® Intro Kit	114
IPS Ivocolor® Starter Kit	114
IPS Ivocolor® Essence Kit	115
IPS Ivocolor® Shade Kit	115
IPS Ivocolor® Essence	116
IPS Ivocolor® Shade	116
IPS Ivocolor® Glaze	117
IPS Ivocolor® Mixing Liquids	117
IPS Ivocolor® Essence Fluid	117
IPS Ivocolor® material shade guide	117

93**93****71****71****72****72****73****73****74****74****75****76****76****77****77****78****78****79****79****80****80****81****81****82****82****83****83****83****83****84****84****85****85****86****86****87****87****87****88****88****88****89****89****90****90****91****91****92****92****92****92****93****93****93****93**

Press ceramics	118	Cementation	165
IPS e.max® Press	118	IPS® Ceramic etching gel	165
IPS e.max® Press Multi (polychromatic) ingots	119	Monobond® Plus	165
IPS e.max® Press HT (High Translucency) ingots	119	Monobond Etch & Prime®	165
IPS e.max® Press MT (Medium Translucency) ingots	120	Total Etch	166
IPS e.max® Press LT (Low Translucency) ingots	120	Adhese® Universal	166
IPS e.max® Press MO (medium opacity) ingots	121	Syntac® and Heliobond	166
IPS e.max® Press HO (high opacity) ingots	121	Variolink® Esthetic	167
IPS e.max® Press Impulse ingots	121	Multilink® Automix	167
		Multilink® Hybrid Abutment	167
Investment materials	122	Speedcem® Plus	167
IPS® PressVEST Premium	122		
Press ceramics	122		
Accessories	123	Ceramic, press and sinter furnaces	168
IPS® Multi Wax Pattern Form A / Form B	123	Programat® P710 G2	168
IPS® Multi investment system 200 g	123	Programat® P510 G2	169
IPS® Multi One-Way-Plunger	123	Programat® P310 G2	170
IPS® Multi Sprue Guide 200 g	124	Product comparison - Programat® P710 G2, P510 G2, P310 G2	171
IPS® Sprue Guide	124	VP5 vacuum pump	172
IPS® investment system	124	VP3 easy vacuum pump	172
IPS® silicone ring	124	Vacuum Pump Filter Kit	173
IPS® Alox plunger	125	Programat® Firing Tray Kit 2	173
IPS® Alox plunger separator	125	Metal pins for firing tray	173
IPS® investment ring tongs	125	Ceramic sleeves for metal pins	173
IPS e.max® Press Invox Liquid	126	Temperature checking set 2	174
IPS e.max® Press / IPS e.max® CAD material shade guide	126	Silver test wires	174
		Automatic Temperature Checking Set ATK 2	174
		Firing tongs	175
CAD/CAM blocks	127	Programat® tong holder	175
IPS e.max® CAD	127	Programat® WLAN Kit	176
IPS e.max® ZirCAD	134	Programat® WLAN / Bluetooth Kit	176
IPS Empress® CAD	136	Digital Shade Assistant starter kit	176
Tetric® CAD	138	Digital Shade Assistant holder kit	176
Telio® CAD	140	Programat® EP 5010 G2	177
Implant prosthetics	142	Programat® EP 3010 G2	178
Multilink® Hybrid Abutment	143	Investment ring cooling grid	178
Monobond® Plus	143	Product comparison Programat® EP 5010 G2, EP 3010 G2	179
Authorized CAD/CAM chairside grinding and milling units for Ivoclar CAD/CAM materials	144	Programat® S2	180
		Programat® sinter tray	181
Accessories	146	Programat® Dosto Tray	181
IPS® Object Fix Flow /IPS® Object Putty	146	Programat® sinter tray fork	181
IPS e.max® CAD Crystallization Tray / IPS Speed Tray	146	Sinter furnace temperature checking set MTH (1500 °C / 2732 °F)	182
OptraGloss® Extra Oral	147	Sinter furnace temperature checking set starter kit	182
		Programat® calibration measuring aid	182
Universal stains and glazes	148		
IPS e.max® CAD Crystall./Shades/Stains and Glaze	148	Lab scanners and software	183
Tweezers	149	Scanning in new dimensions	183
		PrograScan PS7	183
CAD/CAM discs	152	PrograScan PS5	184
Fixed denture prosthetics	152	Accessories PrograScan PS7 / PS5 (2 nd generation)	185
IPS e.max® ZirCAD	152	Accessories PrograScan PS5/PS3 (1 st Generation)	186
GT Technology	152	Dental CAD add-on applications	188
IPS e.max ZirCAD® Prime Esthetic	153	DentalCAD stand-alone software	189
IPS e.max® ZirCAD Prime Shade Guide Kit	153	Perpetual Licence	190
IPS e.max ZirCAD® Prime	154	Flex Licence	190
IPS e.max ZirCAD® MT Multi	155	Ivotion® Denture System	193
IPS e.max ZirCAD® MT (Medium Translucency)	155	3Shape F8	194
IPS e.max ZirCAD® LT (Low Translucency)	156	Accessories 3Shape F8	195
IPS e.max® ZirCAD Colouring Liquid	158	3Shape E4	196
IPS e.max® ZirCAD Colouring Liquid	159	3Shape E3	196
Brush	159	3Shape E2	197
IPS e.max® ZirCAD Colouring Liquid Jar	159	Add-on software modules	200
IPS® Natural Die Material	159	CAD Points	201
Telio® CAD	160	Ivotion® System library	202
		Stand-alone software	203
Removable prosthetics	161	3Shape TRIOS Inbox	203
Ivotion®	161	Additional seats	204
Ivotion® Dent	162	Upgrades	205
Ivotion® Base	162	Trade-up	205
Ivotion® Bond	163	Trade-in	206
		Ortho System add-on to Dental System	206
Process-supporting	164	Scanner accessories	206
ProArt CAD	164	Dental System™ CAD PC	206
ProArt CAD Wax yellow	164	Keyboard	207

Articulator transfer plates	208
Transfer plate Stratos+ Artex	208
Transfer plate SAM	208
Transfer plate KaVo Protar	208
Transfer plate Shofu MSMP	209
Transfer plate generic	209
Calibration object	209
Additional scanner accessories	210
Articulator calibration object	210
Interface plate	210
Full Denture Fixture	210
Implant model holder	210
Wax-up model holder	211
Occlusion model holder	211
Multi-die holder	212
Scan height adapter	212
Occlusion set-up tool	212
Articulator holder	213
3Shape rubber bands	213

Milling machines and CAM software 214

PrograMill® PM7	214
Ivoclar Monitoring	214
PrograMill® PM3	215
PrograMill® Suction Unit	215
PrograMill® DRY	216
PrograMill® Base	216
Product comparison	217
CAM software	218
PrograMill CAM 2024	218
Block Modul (part of Ivoclar Workplace)	219
PrograMill® material holders	220
PrograMill® disc holder	220
Digital Denture holdering	220
IPS e.matrix®	220
PrograMill® abutment holder for Medentika	221
PrograMill® abutment holder for NT-trading	221
PrograMill® Tools	222

3D printer and CAM software 224

PrograPrint® 3D printer system	224
PrograPrint® PR5	224
PrograPrint® Cartridge	224
PrograPrint® Pool	225
PrograPrint® Pool Lid	225
PrograPrint® Stage	225
PrograPrint® Clean	226
PrograPrint® Cure	227
PrograPrint® CAM software	227
ProArt Print	228
ProArt Print Wax	228
ProArt Print Model New Formula	228
Ivotion® Base Print	229

Services 230

Authorized CAD/CAM labside grinding and milling units for Ivoclar CAD/CAM materials	230
--	-----

Customer Care 236

Service Packages Overview	237
---------------------------	-----

Shade selection

Chromascop® shade guide

The Chromascop® shade guide is used to select tooth shades according to the Chromascop shade system.

The 20 shades are divided into five clearly arranged shade groups.



Delivery forms

Chromascop shade guide	1x	529479
------------------------	----	--------

A-D shade guide with Bleach shades

The A-D shade guide is an instrument for the selection of tooth shades according to the A-D and Bleach shade system.

The 16 basic shades in the shade groups A, B, C and D, supplemented by the 4 modern Bleach shades BL 1 to BL 4, are practical to use and represent the ideal tool for dentists and dental technicians.



Delivery forms

A-D shade guide		
Complete (16 and 4 shades)	1x	628587
Bleach (4 shades)	1x	628605

Overview of products and shade ranges

	Chromascop®	A-D	Bleach	PE
Tooth lines				
SR Phonares II		✓	✓	
SR Phonares II Typ		✓	✓	
SR Phonares II Lingual		✓	✓	
SR Vivodent® S PE				✓
SR Orthotyp® S PE				✓
SR Vivodent® S DCL		✓	✓	
SR Orthotyp® S DCL		✓	✓	
SR Ortholingual S DCL		✓	✓	
SR Vivodent DCL		✓	✓	
SR Vivodent Plus DCL		✓	✓	
SR Orthotyp® DCL		✓	✓	
SR Ortholingual DCL		✓	✓	
SR Orthoplane DCL		✓	✓	
SR Vivodent	✓	✓	✓	
SR Orthotyp	✓	✓	✓	
Ivostar®	✓	✓	✓	
Gnathostar®	✓	✓	✓	
Lab resin				
SR Ivocron®	✓			
Lab composite				
SR Nexco®		✓	✓	
Metal-ceramics				
IPS Style®		✓	✓	
IPS InLine® One		✓	✓	
IPS InLine®		✓	✓	
IPS Classic®		✓		
Metal-free ceramics				
IPS e.max®		✓	✓	
IPS Empress®		✓	✓	

Teeth

SR Phonares II shade guide

The layering, material and shade of the shade guide tabs correspond with those of the SR Phonares II teeth. This enables clinicians to exactly determine the shade for the removable denture prosthetics fabricated with SR Phonares II, available in 16 A–D and 4 Bleach shades.

The shade guide includes an integrated facial meter and papillameter to easily determine the tooth size. The facial meter is used to measure the interalar width of the nose and select the appropriate tooth size. The papillameter is the ideal device for the definition of the length of the upper lip and the lip closure line.

This shade guide is suitable to determine the shade of:

- ✓ SR Phonares II
- ✓ SR Phonares II Typ
- ✓ SR Phonares II Lingual



Delivery forms

SR Phonares II shade guide	1x	640738
----------------------------	----	--------

SR Phonares II

SR Phonares II is a four-layer tooth for highly esthetic removable denture prosthetics that matches the age and type of the patient. As they are fabricated from a filled hybrid composite of the latest generation, these teeth are especially suitable for use in exacting partial and complete denture prosthetics, including implant-supported applications.



Delivery forms

SR Phonares II anterior teeth		
16 A–D, 4 Bleach shades	6 teeth per set	639350
18 upper, 6 lower		

SR Phonares II Typ

SR Phonares II Typ teeth are made of the same filled hybrid composite of the latest generation as the anterior teeth. The semi-anatomical mould is designed for the conventional set-up method.



Delivery forms

SR Phonares II Typ posterior teeth		
16 A–D, 4 Bleach shades	8 teeth per set	639352
3 upper, 3 lower		

SR Phonares II Lingual

SR Phonares II Lingual teeth are made of the same filled hybrid composite of the latest generation as the anterior teeth. The mould is designed for the lingualized set-up method.



Delivery forms

SR Phonares II Lingual posterior teeth			
16 A-D, 4 Bleach shades	8 teeth per set	639351	
3 upper, 3 lower			

Living tooth mould chart SR Phonares II

These living tooth mould charts contain tooth lines in one shade. They are the ideal tool for direct tooth selection – with the patient, but also in the laboratory. All available moulds are clearly arranged according to groups.

The set-up models show three different anterior tooth arrangements for customer consultation.



Delivery forms

Living tooth mould chart SR Phonares II		Shade A2	
Anterior with set-up models	1x	641068	
Anterior without set-up models	1x	641066	
Posterior Typ and Lingual	1x	641070	
Living tooth mould chart SR Phonares II		Shade A3	
Anterior with set-up models	1x	641056	
Posterior Typ and Lingual	1x	641069	

SR Vivodent® S PE shade guide

The SR Vivodent S PE shade guide enables the operator to determine the tooth shade according to the Ivoclar PE shade system.

The shade guide includes an integrated facial meter and papillameter to easily determine the tooth size. The facial meter is used to measure the interalar width of the nose and select the appropriate tooth size. The papillameter is the ideal device for the definition of the length of the upper lip and the lip closure line.



Delivery forms

SR Vivodent® S PE shade guide	1x	662637
-------------------------------	----	--------

SR Vivodent® S PE

Nature creates the most beautiful tooth shapes and shades and these have guided the design of the SR Vivodent® S PE tooth line. Esthetically and prosthetically optimized, the tooth line is designed to meet the individual requirements of today's and tomorrow's patients.



Delivery forms

SR Vivodent® S PE anterior teeth		
20 PE shades	6 teeth per set	656552
16 upper, 8 lower		

SR Orthotyp® S PE

The Orthotyp posterior tooth moulds have been developed on the basis of a detailed functional analysis of the stomatognathic system. The modern appearance meets high prosthetic and esthetic demands. In line with the principle of group function, the Orthotyp posterior moulds are set up in a tooth-to-two-tooth relationship.




Delivery forms

SR Orthotyp® S PE posterior teeth		
20 PE shades	8 teeth per set	657193
4 upper, 4 lower		

Living tooth mould chart SR Vivodent® S PE

The tooth mould chart contains all the tools necessary for a quick and systematic selection of denture teeth. It includes a shade guide with an integrated facial meter and papillameter as well as all the tooth moulds available. Anterior teeth are arranged according to size and tooth mould. Posterior teeth are assigned to the respective sizes S, M and L.



Delivery forms

Living tooth mould chart SR Vivodent® S PE	Shade 2A	
SR Vivodent S PE / SR Orthotyp S PE	1x	688375

SR Vivodent® S DCL shade guide

The SR Vivodent S DCL shade guide enables the operator to determine the tooth shade according to the A–D or Bleach shade system. The shade guide includes an integrated facial meter and papillameter to easily determine the tooth size. The facial meter is used to measure the interalar width of the nose and select the appropriate tooth size. The Papillameter is the ideal device for the definition of the length of the upper lip and the lip closure line.



Delivery forms

SR Vivodent® S DCL shade guide	1x	685572
--------------------------------	----	--------

SR Vivodent® S DCL

Nature creates the most beautiful tooth shapes and shades and these have guided the design of this tooth line. Esthetically and prosthetically optimized, the tooth line is designed to meet the individual requirements of today's and tomorrow's patients.



Delivery forms

SR Vivodent® S DCL anterior teeth		
16 A–D shades, 4 Bleach shades	6 teeth per set	683394
16 upper, 8 lower		

SR Orthotyp® S DCL

The SR Orthotyp posterior moulds have been designed on the basis of a detailed functional analysis of the stomatognathic system. The modern appearance meets high prosthetic and esthetic demands. In line with the principle of group function, the Orthotyp posterior moulds are set up in a tooth-to-two-tooth relationship.



Delivery forms

SR Orthotyp® S DCL posterior teeth		
16 A–D shades, 4 Bleach shades	8 teeth per set	683795
4 upper, 4 lower		

SR Ortholingual S DCL

Due to a static orientation, SR Ortholingual S DCL is especially suitable for implant-supported removable restorations. The teeth are set up in a tooth-to-tooth relationship. They are also suitable for being set up in a tooth-to-two-tooth relationship.



Delivery forms

SR Ortholingual S DCL posterior teeth

16 A–D shades, 4 Bleach shades 3 upper, 3 lower	8 teeth per set	693636
--	-----------------	--------

Living tooth mould chart SR Vivodent® S DCL

The tooth mould chart contains all the tools necessary for a quick and systematic selection of denture teeth. It includes a shade guide with an integrated facial meter and papillameter as well as all the tooth moulds available. Anterior teeth are arranged according to size and tooth mould. Posterior teeth are assigned to the respective sizes S, M and L.



Delivery forms

Living tooth mould chart SR Vivodent® S DCL	Shade A2	
SR Vivodent S DCL / SR Orthotyp S DCL	1x	685571
SR Vivodent S DCL / SR Orthotyp S DCL SR Ortholingual S DCL	1x	702353

SR Vivodent DCL shade guide

The three layers of original DCL material impart a lifelike esthetic appearance to the shade samples of the shade guide. The shade guide with 16 A–D and 4 Bleach shades is suitable for the shade selection of:

- ✓ SR Vivodent DCL
- ✓ SR Vivodent Plus DCL
- ✓ SR Orthotyp DCL
- ✓ SR Ortholingual DCL
- ✓ SR Orthoplane DCL



Delivery forms

SR Vivodent DCL shade guide	1x	613331
-----------------------------	----	--------

SR Vivodent DCL SR Vivodent Plus DCL

The SR Vivodent anterior tooth line, made of DCL (double-cross linked) material, offers 24 upper and 8 lower anterior A moulds in excellent esthetic quality.

The SR Vivodent Plus DCL tooth line comprises the 18 most popular tooth moulds on the North American market.



Delivery forms

SR Vivodent DCL anterior teeth		
16 A–D shades, 4 Bleach shades 24 upper, 8 lower	6 teeth per set	564852

SR Vivodent Plus DCL anterior teeth		
16 A–D shades, 4 Bleach shades 18 upper	6 teeth per set	591300

SR Orthotyp DCL

Previously well known as the ideal supplement to the SR Vivodent anterior tooth line, the SR Orthotyp DCL tooth line has been optimized by the use of DCL (double cross-linked) material. The teeth are available in 5 upper and 5 lower posterior tooth moulds.



Delivery forms

SR Orthotyp DCL posterior teeth		
16 A–D shades, 4 Bleach shades 5 upper, 5 lower	8 teeth per set	565587

SR Ortholingual DCL

The SR Ortholingual DCL posterior tooth in 3 upper and 3 lower moulds combines esthetics and functional occlusion with an excellent abrasion behaviour. SR Ortholingual DCL teeth are set up according to an easy and functional scheme that is particularly favourable for the lingualized set-up method.



Delivery forms

SR Ortholingual DCL posterior teeth		
16 A-D shades, 4 Bleach shades 3 upper, 3 lower	8 teeth per set	565733

SR Orthoplane DCL

SR Orthoplane DCL is the 0° posterior tooth available in 3 upper and 3 lower moulds. Its most important feature is its simple occlusal anatomy combined with excellent material quality.



Delivery forms

SR Orthoplane DCL posterior teeth		
16 A-D shades, 4 Bleach shades 3 upper, 3 lower	8 teeth per set	565843

Living tooth mould chart SR Vivodent DCL

These living tooth mould charts contain tooth sets in one shade. They are the ideal tool for direct tooth selection – with the patient, but also in the laboratory. All available moulds are arranged according to groups.



Delivery forms

Living tooth mould chart SR Vivodent DCL	Shade A2	743959
--	----------	--------

SR Vivodent A-D shade guide

The SR Vivodent A-D shade guide enables the operator to determine the tooth shade according to the A-D or Bleach shade system. The shade tabs are made of the original SR Vivodent tooth material and are correspondingly layered.



Delivery forms

SR Vivodent A-D shade guide	1x	748118
-----------------------------	----	--------

SR Vivodent

The natural appearance and the excellent chemical properties are decisive features of the SR Vivodent anterior teeth made of PMMA. The large selection of 20 upper and 8 lower A moulds is based on the tried-and-tested, anatomical Ivoclar anterior tooth moulds.



Delivery forms

SR Vivodent anterior teeth		
20 upper, 8 lower		
Chromascop shades	6 teeth per set	540260
A-D and Bleach shades	6 teeth per set	747446

SR Orthotyp

The 5 upper and 5 lower N moulds of the SR Orthotyp posterior teeth made of PMMA are the ideal supplement for the SR Vivodent anterior teeth. The moulds are based on the proven Orthotyp principle.



Delivery forms

SR Orthotyp posterior teeth		
5 upper, 5 lower		
Chromascop shades	8 teeth per set	540050
A-D and Bleach shades	8 teeth per set	747447

Living tooth mould chart SR Vivodent A-D

The living tooth mould chart contains all tooth moulds of the SR Vivodent and SR Orthotyp tooth lines in the shade A2 as well as the SR Vivodent A-D shade guide.



Delivery forms

Living tooth mould chart SR Vivodent A-D

748119

Ivostar® / Gnathostar® shade guide

The Ivostar / Gnathostar shade guide enables the operator to determine the tooth shade according to the A-D or Bleach shade system. The shade tabs are made of the original Ivostar anterior tooth material and are correspondingly layered.



Delivery forms

Ivostar® / Gnathostar® shade guide	1x	626888
------------------------------------	----	--------

Ivostar®

The attractive and versatile Ivostar anterior teeth are composed of three layers. They are made of high-quality PMMA, and they are available in esthetic Chromascop, A-D and Bleach shades.



Delivery forms

Ivostar® anterior teeth

20 Chromascop, 16 A-D shades, 4 Bleach shades
15 upper, 6 lower

Chromascop shades	6 teeth per set	517213
A-D and Bleach shades	6 teeth per set	576694

Gnathostar®

The Gnathostar posterior teeth are composed of two layers and made of PMMA. The material, layering and shade are optimally matched to the Ivostar anterior teeth.



Delivery forms

Gnathostar® posterior teeth

20 Chromascop, 16 A-D shades, 4 Bleach shades
5 upper, 5 lower

Chromascop shades	8 teeth per set	517019
A-D and Bleach shades	8 teeth per set	576695

Tooth Cabinet SR Phonares

An anthracite grey version of the tried-and-tested Ivoclar Tooth Cabinet was created especially for the SR Phonares® II tooth line. The four drawers offer room for 180 anterior and 120 posterior tooth sets. Conveniently, the cabinet can be used also for other Ivoclar tooth sets, as the inserts are identical.



Delivery forms

Tooth Cabinet SR Phonares II		
Z4 (44 x 44.5 x 10.5 cm)	4	628881
Drawers for Tooth Cabinet anthracite	1	628868
	6 teeth per set	541651
	8 teeth per set	541652

Tooth Cabinets

The elegant, practical design of the Ivoclar tooth cabinets speaks for itself. The stackable cabinets are available in three sizes and the drawers can be filled with sets of anterior and posterior teeth. Suitable for all Ivoclar anterior and posterior tooth moulds.

The following sizes are available:

- ✓ Z4 = 4 drawers
- ✓ Z6 = 6 drawers
- ✓ Z12 = 12 drawers

One drawer can hold the following items:

- ✓ 90 sets x 6 = 540 anterior teeth
- ✓ 60 sets x 8 = 480 posterior teeth



Delivery forms

Tooth Cabinets		
Z4 (44 x 44.5 x 10.5 cm)	4	540307
Z6 (44 x 44.5 x 15 cm)	6	540308
Z12 (44 x 44.5 x 29 cm)	12	540309
Drawers for Tooth Cabinets		539132
Inserts for Tooth Cabinets	6 teeth per set	541651
	8 teeth per set	541652

Combination tables

SR Phonares II

		SR Phonares II		SR Phonares II Typ	SR Phonares II Lingual
		Anterior teeth		Posterior teeth	
		upper	lower	upper/lower	upper/lower
Small	Soft	S61	L50, L51	NU3/NL3	LU3/LL3
		S71	L50, L51	NU3/NL3, NU5/NL5	LU3/LL3, LU5/LL5
		S81	L50, L51	NU3/NL3	LU3/LL3, LU5/LL5
	Bold	B61	L50, L51	NU3/NL3	LU3/LL3
		B71	L50, L51	NU3/NL3, NU5/NL5	LU3/LL3
		B81	L50, L51	NU3/NL3	LU3/LL3
Medium	Soft	S62	L52, L53	NU3/NL3, NU5/NL5	LU5/LL5
		S72	L52, L53	NU5/NL5	LU5/LL5, LU6/LL6
		S82	L52, L53	NU5/NL5	LU5/LL5, LU6/LL6
	Bold	B62	L52, L53	NU3/NL3, NU5/NL5	LU5/LL5, LU6/LL6
		B72	L52, L53	NU3/NL3, NU5/NL5	LU5/LL5, LU6/LL6
		B82	L52, L53	NU3/NL3, NU5/NL5	LU3/LL3, LU5/LL5
Large	Soft	S63	L54, L55	NU5/NL5	LU6/LL6
		S73	L54, L55	NU5/NL5, NU6/NL6	LU6/LL6
		S83	L54, L55	NU5/NL5, NU6/NL6	LU6/LL6
	Bold	B63	L54, L55	NU6/NL6	LU6/LL6
		B73	L54, L55	NU6/NL6	LU6/LL6
		B83	L54, L55	NU5/NL5, NU6/NL6	LU6/LL6

This combination table is recommended as a guideline. In case of particular anatomical conditions, deviations are possible.
The offer may vary from country to country.

SR Vivodent® S PE | S DCL

		SR Vivodent S PE S DCL		SR Orthotyp S PE S DCL (22°)	SR Ortholingual S DCL (15°)
		Frontzähne		Seitenzähne	
		upper	lower	upper/lower	upper/lower
Small	▲	A22 A42	A3, A4, A5 A3, A4, A5	N3U/N3L, N4U/N4L N3U/N3L, N4U/N4L	LU3/LL3 LU3/LL3
	●	A44	A3, A4, A5	N3U/N3L, N4U/N4L	LU3/LL3
	■	A11 A13	A3, A4, A5 A3, A4, A5, A6	N3U/N3L, N4U/N4L N3U/N3L, N4U/N4L	LU3/LL3 LU3/LL3
Medium	▲	A25 A26	A6, A7, A8 A7, A8	N4U/N4L, N5U/N5L N4U/N4L, N5U/N5L	LU5/LL5 LU5/LL5
	●	A54	A7, A8	N4U/N4L, N5U/N5L	LU5/LL5
	■	A12 A24B A66	A6, A7, A8 A6, A7, A8 A6, A7, A8	N4U/N4L, N5U/N5L N4U/N4L, N5U/N5L N4U/N4L, N5U/N5L	LU5/LL5 LU5/LL5
Large	▲	A27 A68	A9, A10 A9, A10	N5U/N5L, N6U/N6L N5U/N5L, N6U/N6L	LU6/LL6 LU6/LL6
	●	A14	A8, A9	N5U/N5L, N6U/N6L N5U/N5L, N6U/N6L	LU6/LL6 LU6/LL6
	■	A15 A17	A10 A9, A10	N5U/N5L, N6U/N6L N5U/N5L, N6U/N6L	LU6/LL6 LU6/LL6

This combination table is recommended as a guideline. In case of particular anatomical conditions, deviations are possible.
The offer may vary from country to country.

SR Vivodent DCL | SR Vivodent Plus DCL

		SR Vivodent DCL SR Vivodent Plus DCL		SR Orthoplane DCL (0°)	SR Ortholingual DCL (15°)	SR Orthotyp DCL (22°)
		Anterior teeth		Posterior teeth		
		upper	lower	upper/lower	upper/lower	upper/lower
Small	Soft	A22	A3	MU3/ML3	LU3/LL3	N3
		A13	A3/A5	MU3/ML3, MU5/ML5	LU3/LL3, LU5/LL5	N3/N5
		A41	A3	MU3/ML3	LU3/LL3	N3
		A42	A3/A5	MU3/ML3, MU5/ML5	LU3/LL3, LU5/LL5	N3/N5
		P1	A3, A5	MU3/ML3	LU3/LL3	N3
		P2	A3, A5	MU3/ML3	LU3/LL3	N3
		A24	A4/A5	MU3/ML3, MU5/ML5	LU3/LL3, LU5/LL5	N2/N3/N5
	Bold	A11	A3	MU3/ML3	LU3/LL3	N3
		P15	A3	MU3/ML3	LU3/LL3	N3
		A44	A3	MU3/ML3	LU3/LL3	N3
		P14	A3	MU3/ML3	LU3/LL3	N3
		P3	A3, A5	MU3/ML3	LU3/LL3	N3
		A24b	A3/A5	MU3/ML3, MU5/ML5	LU3/LL3, LU5/LL5	N2/N3/N5
		P17	A3/A5	MU3/ML3, MU5/ML5	LU3/LL3, LU5/LL5	N3/N5
Medium	Soft	A32	A3	MU5/ML5	LU5/LL5	N5
		P16	A6/A7	MU5/ML5	LU5/LL5	N5
		P5	A6	MU5/ML5	LU5/LL5	N5
		A36	A7	MU5/ML5	LU5/LL5	N5
		P6	A5	MU5/ML5	LU5/LL5	N5
		A14	A6	MU5/ML5	LU5/LL5	N5
		A26	A7	MU5/ML5, MU6/ML6	LU5/LL5, LU6/LL6	N4/N5/N6
	Bold	A12	A5	MU5/ML5	LU5/LL5	N5
		A54	A5	MU5/ML5	LU5/LL5	N5
		P4	A5/A6	MU5/ML5	LU5/LL5	N5
Large	Soft	P13	A5/A6	MU5/ML5	LU5/LL5	N5
		A66	A5	MU5/ML5	LU5/LL5	N5
		P7	A6/A7	MU5/ML5	LU5/LL5	N5
		A25	A7/A8	MU5/ML5, MU6/ML6	LU5/LL5, LU6/LL6	N4/N5/N6
		P9	A8	MU6/ML6	LU6/LL6	N6
		A15	A8	MU6/ML6	LU6/LL6	N4/N5/N6
		A69	A8	MU6/ML6	LU6/LL6	N4/N5/N6
Large	Soft	P11	A8	MU6/ML6	LU6/LL6	N6
		A37	A7/A8	MU6/ML6	LU6/LL6	N6
		A16	A8/A9	MU6/ML6	LU6/LL6	N6
		A17	A9	MU6/ML6	LU6/LL6	N6
		A68	A7/A8	MU6/ML6	LU6/LL6	N4/N5/N6
		A56	A7/A8	MU6/ML6	LU6/LL6	N6
		P8	A7/A8	MU5/ML5	LU5/LL5	N5
	Bold	A27	A8	MU6/ML6	LU6/LL6	N4/N6
		P10	A8/A9	MU6/ML6	LU6/LL6	N6
		P12	A8/A9	MU6/ML6	LU6/LL6	N6
		P18	A8/A9	MU6/ML6	LU6/LL6	N6

This combination table is recommended as a guideline. In case of particular anatomical conditions, deviations are possible.
The offer may vary from country to country.

SR Vivodent

SR Vivodent		SR Orthotyp
Anterior teeth		Posterior teeth
upper	lower	upper/lower
A11	A3	N3
A12	A5	N3
A13	A5	N3/N5
A14	A6/A7	N5
A15	A8	N4
A17	A9	N6
A22	A3	N3/N5
A24	A2	N2
A24B	A4/A5	N2
A25	A9	N4
A27	A8	N4
A32	A3/A5	N3/N5
A36	A7	N5
A41	A3/A5	N3/N5
A42	A5	N3/N5
A44	A3	N3/N5
A54	A5	N5
A56	A7/A8	N5
A66	A5/A7	N5
A68	A7	N4/N5

Diese Kombinationstabelle wird als Richtlinie empfohlen. Bei besonderen anatomischen Verhältnissen sind Abweichungen möglich. Länderspezifisch kann das Lieferangebot abweichen.

Ivostar®

Shape	Ivostar®		Gnathostar®
	Anterior teeth		Seitenzähne
	obere	untere	obere/untere
▲	31	13, 14	D80, D82, D86
	32	11, 15	D84, D88
	33	11, 15	D84
	34	14, 15	D84, D88
	35	15, 16	D84, D88
■	41	14	D80, D86
	42	15	D84, D88
	43	16	D88
	44	14, 15	D88
	45	16	D88
●	01	12, 13	D80, D82
	02	12, 13	D80, D82
	03	11, 15	D84
	04	11, 15	D84
	05	11, 15	D84, D88

This combination table is recommended as a guideline. In case of particular anatomical conditions, deviations are possible.
The offer may vary from country to country.

Prosthetics

Materials

IvoBase® High Impact

IvoBase High Impact combines the qualitative advantages of a heat-curing polymer with the processing features of a self-curing polymer and thus creates a new category of denture base resins. The PMMA-based material is processed in the IvoBase Injector.*

The impact-resistant and fracture-proof material offers an excellent occlusal fit due to shrinkage compensation. IvoBase® High Impact is available in predosed capsules.

Shades:

Pink; Pink-V; Preference

With enhanced opacity: Pink-V Implant; Preference Implant; 34-V

* Residual monomer reduction function of the IvoBase Injector



Delivery forms

IvoBase® shade guide	1x	628894
IvoBase® High Impact Standard Kit		
IvoBase High Impact Polymer	20 x 30 g	
Monomer	20 x 20 ml	
Funnels	22x	
Wax components	22x	
Aeration filters	22x	
Separating Fluid	1 x 60 ml	
Spatula	1x	
Pink		628889
Pink-V		628890
Preference		628891
Pink-V Implant		628892
Preference Implant		628893
34-V		640933
Accessories		
Wax components	22x	628918

IvoBase® Hybrid

IvoBase Hybrid combines the qualitative advantages of a heat-curing polymer with the processing features of a self-curing polymer and thus creates a new category of denture base resins. The PMMA-based material is processed in the IvoBase Injector.*

IvoBase® Hybrid is available in predosed capsules.

Shades:

Pink; Pink-V; Preference; Clear

With enhanced opacity: Pink-V Implant; Preference Implant

* Residual monomer reduction function of the IvoBase Injector



Delivery forms

IvoBase® shade guide	1x	628894
IvoBase® Hybrid Standard Kit		
IvoBase Hybrid Polymer	20 x 34 g	
Monomer	20 x 20 ml	
Funnels	22x	
Wax components	22x	
Aeration filters	22x	
Separating Fluid	1 x 60 ml	
Spatula	1x	
Pink		628883
Pink-V		628884
Preference		628885
Pink-V Implant		628886
Preference Implant		628887
Clear		628888
Accessories		
Wax components	22x	628918

SR Ivocap® High Impact

The predosed SR Ivoca High Impact denture base material obtains consistent material quality by the clean, homogeneous mixing of the material in the Cap Vibrator. It is a highly shock and fracture resistant material.

SR Ivocap® High Impact is available in predosed capsules.

Shades:

Pink; Pink-V; US-L; US-P; S; Preference; US-D

With enhanced opacity: Pink-V Implant and Preference Implant



Delivery forms

SR Ivocap® shade guide	1x	202147
SR Ivocap® High Impact Standard Kit		
SR Ivocap High Impact Polymer	50 x 20 g	
Monomer	50 x 30 ml	
Funnels	100x	
Paper inserts	50x	
Denture bags	100x	
Pink		531396
Pink-V		531451
S		531404
US-L		531402
US-P		531403
Preference		559615
US-D		578936
Pink-V Implant		629097
Preference Implant		629288
Accessories		
Plastic floaters, large	1000x	530633
Injection funnels	50x	530615

SR Ivocap® Clear

SR Ivocap Clear is suitable for the fabrication of hard bite guards or transparent bases in prosthetics.

Shade:

Clear



Delivery forms

SR Ivocap® Standard Kit		530205
SR Ivocap Polymer	50 x 20 g	
Monomer	50 x 30 ml	
Funnels	100x	
Paper inserts	50x	
Denture bags	100x	

ProBase® Hot

ProBase® Hot is a heat-curing denture base material for the packing technique. The material has a smooth consistency and can be used for various polymerization methods.

Shades:

Pink; Pink-V; S; US-L; US-P; 36 P-V; Clear

With enhanced opacity: Pink-V Implant



Delivery forms

ProBase® Hot Standard Kit

ProBase Hot Polymer	2 x 500 g	
ProBase Hot Monomer	1 x 500 ml	
Separating foils	100x	
Working accessories:	1x	
Mixing cup with cap 1x, mixing spatula 1x, mixing cup with spout 3x		
Pink		531462
Pink-V		531463
US-P		531794
Clear		531466

ProBase® Hot Lab Kit

ProBase Hot Polymer	5 x 500 g	
ProBase Hot Monomer	1 x 1000 ml	
Separating foils	100x	
Pink-V		531468
US-L		531795
US-P		531796
36 P-V		536267

Refill ProBase® Hot Polymer	2x 500 g	
Pink		531474
Pink-V		531476
Clear		531480
Pink-V Implant		629093
Refill ProBase® Hot Polymer	5 x 500 g	
Pink		531475
Pink-V		531477
S		531479
36 P-V		536271
Clear		531481
Refill ProBase® Hot Polymer	20 x 500 g	
Pink		531536
Pink-V		531745
US-L		531799
US-P		531800
36 P-V		536275
Refill ProBase® Hot Monomer	500 ml	531471
	1000 ml	531472
	4 x 1000 ml	531538
Mixing cup / spatula	1x	531534
ProBase® shade guide	1x	552058

ProBase® Cold

Self-curing denture base material suitable for the pouring and packing technique. The material features excellent flow and moulding properties and is suited for corrections and repairs of ProBase Hot, ProBase Cold, SR Ivoclar and Ivoclar in the pouring technique (shades are coordinated with each other).

Shades:

Pink; Pink-V; S; US-L; US-P; 36 P-V; Clear; Preference; US-D

With enhanced opacity: Pink-V Implant



Delivery forms

ProBase® Cold Standard Kit

ProBase Cold Polymer	2 x 500 g	
ProBase Cold Monomer	1 x 500 ml	
Working accessories:	1x	
Mixing cup with lid 1x, mixing spatula 1x, mixing cup with spout 3x		
Pink		531492
Pink-V		531493
US-P		531497
36 P-V		536281
Clear		531495
Preference		563541
Pink-V Implant		629291

ProBase® Cold Lab Kit

ProBase Cold Polymer	5 x 500 g	
ProBase Cold Monomer	1 x 1000 ml	
Pink		531498
Pink-V		531499
US-L		531502
US-P		531503
36 P-V		536283
Clear		531501
Preference		578952
US-D		578953

ProBase® Cold Polymer	1x 500 g	
Pink		531508
Pink-V		531509
S		531510
US-L		531512
US-P		531513
36 P-V		536285
Clear		531511

ProBase® Cold Polymer	2x 500 g	
Pink		531514
Pink-V		531515
Clear		531517
Preference		563542
Pink-V Implant		629294

ProBase® Cold Polymer	5 x 500 g	
Pink		531520
Pink-V		531521
S		531522
36 P-V		536289
Clear		531523

ProBase® Cold Polymer	20 x 500 g	
Pink		531540
Pink-V		531747
36 P-V		536293
Preference		57894

ProBase® Cold Monomer	500 ml	531505
	1000 ml	531506
	4 x 1000 ml	531542

Mixing cup / spatula	1x	531534
ProBase® shade guide	1x	552058

SR Triplex® Hot

Heat-curing denture base material for use with the pouring technique.

Shades:

Pink; Pink-V, 27, clear



Delivery forms

SR Triplex® shade guide	1x	541894
SR Triplex® Hot Standard Kit		
SR Triplex Hot Polymer	2 x 500 g	
SR Triplex Hot Monomer	1 x 500 ml	
Pink		541405
Pink-V		541406
SR Triplex® Hot Polymer		
	2x 500 g	
Pink		541413
Pink-V		541414
SR Triplex® Hot Polymer		
	20 x 500 g	
Pink		541417
Pink-V		541418
Clear		598530
27		593603
SR Triplex® Hot Monomer	500 ml	541428
Dosage system SR Triplex® (measuring glass, measuring cup)	1x	541654

SR Triplex® Cold

Self-curing denture base material for use with the pouring and packing technique. The material is suited for corrections and repairs of SR Triplex Hot, SR Triplex Cold, ProBase Hot, ProBase Cold, SR Ivocap and IvoBase in the pouring technique (shades are coordinated with each other).

Shades:

Pink; Pink-V; 36P-V



Delivery forms

SR Triplex® shade guide	1x	541894
SR Triplex® Cold Standard Kit		
SR Triplex Cold Polymer	2 x 500 g	
SR Triplex Cold Monomer	1 x 500 ml	
Pink		541434
Pink-V		541435
36 P-V		547062
SR Triplex® Cold Polymer		
	2x 500 g	
Pink		541439
Pink-V		541440
36 P-V		547064
SR Triplex® Cold Polymer		
	20x 500 g	
Clear		598521
27		595697
SR Triplex® Cold Monomer	500 ml	541445
Dosage system SR Triplex® (measuring glass, measuring cup)	1x	541654

Auxiliary materials

SR Ivolen

This stable, non-stick, multi-purpose tray material is characterized by its optimum setting phase. It can be used with all dental impression materials applied with adhesives and it is self-curing.

Shade:

beige



Delivery forms

SR Ivolen® Standard Kit		530359
SR Ivolen powder	2 x 500 g	
SR Ivolen liquid	1 x 500 ml	
Dosage container	1x	
Measuring spoon	1x	
Mixing cup	1x	
SR Ivolen powder	2 x 500 g	530363
	10 x 500 g	530364
	20 x 500 g	530365
SR Ivolen liquid	1 x 500 ml	530367

Separating fluid

Separating fluid is designed for the isolation of stone models and features excellent separating properties. It optimally isolates all Ivoclar denture base materials and ensures smooth surfaces.

Isolation properties:

- ✓ Plaster / denture base material
- ✓ Plaster / plaster



Delivery forms

Separating fluid	1 x 500 ml	530348
	1 x 1000 ml	530349
	1 x 5 l	530350

Centric Tray

Centric Tray is an impression tray for the time-saving determination of jaw relations in complete and partial denture prosthetics. In combination with UTS CAD you can determine the occlusal plane during the first appointment.



Delivery forms

Centric Tray		559166
Centric Tray	1x	
Regular supports	3x	
Supporting wings	3x	

Prosthetic equipment

Processing equipment

IvoBase® Injector

IvoBase® Injector is a compact plug&play device used without water bath. It permits a fully automated, controlled injection and polymerization procedure for PMMA resins which are coordinated with the system. The chemical polymerization shrinkage of the resin is entirely compensated during polymerization – thanks to the patented temperature control in the flask and the heater. This enables the fabrication of denture bases featuring high accuracy of fit and precision. The injector has been especially developed for the IvoBase material and permits excellent restorations with a low residual monomer content.

The IvoBase Injector can also be used for the tried-and-tested Ivocap material.

An Optical Status Display (OSD) informs the user about the current operating status.

Technical data

Voltage	110 – 240 V
Nominal frequency	50 – 60 Hz
Acceptable voltage fluctuations	+/- 10 %
Dimensions	Depth: 400 mm Width: 340 mm Height: 560 mm
Weight	35.6 kg



Delivery forms

IvoBase® Injector	110 – 240 V/50 – 60 Hz	628518
Base Injector		1x
Flask set		2x
Power cord		1x
USB download cable		1x
Thermal glove		1x
Temperature checking set		1x
Warranty Card		1x
Operating Instructions		1x
Various accessories		1x

IvoBase® Flask Set

The IvoBase Flask Set consists of a flask with locking clamps and all the accessories necessary for the investment.

- a) Flask including locking clamps
- b) Flask lid
- c) Centring insert
- d) Sprue former full
- e) Sprue former half
- f) Divesting aid



Delivery forms

IvoBase® Flask Set		639959
Flask		1x
Locking clamps		2x
Flask lid		1x
Centring insert		1x
Sprue former full		1x
Sprue former half		1x
Divesting aid		1x

IvoBase® temperature checking set

The IvoBase temperature checking set comprises all the components necessary to check and calibrate the temperature of the IvoBase Injector.



Delivery forms

IvoBase® temperature checking set		639960
IR thermometer	1x	
Set of measuring points	1x	

IvoBase® temperature checking set refill

Measuring points to conduct the temperature measurements in the IvoBase Injector.



Delivery forms

IvoBase® temperature checking set refill		640877
Set of measuring points	3x	

IvoBase® thermal glove

With this thermal glove, the hot flask can be safely removed from the IvoBase Injector.



Delivery forms

IvoBase® thermal glove	1x	639961
-------------------------------	-----------	---------------

Articulators

Stratos® 100

The Stratos 100 with the centric locking catch is a biofunctional average-value articulator for various simple dental reconstructions. Its ergonomic design with a separable upper and lower frame and spacious column construction enables easy and efficient handling. The Stratos 100 is the ideal articulator to set up Ivoclar teeth according to the Biofunctional Prosthetic System (BPS®).



Delivery forms

Stratos® 100	576820
Stratos 100	1x
Incisal plate 0°	1x
Incisal indicator	1x
Retentive base blocks	2x
Plaster protection plate	1x
Incline support	1x
Protrusion screws	2x
Bennett inserts	2x

Stratos® 200

The Stratos 200 with the centric locking catch is a biofunctional articulator which is universally applicable due to its various options. Its ergonomic design with a separable upper and lower frame and spacious column construction enables easy and efficient handling. Standard equipment contains additional 30° or 15° protrusion inserts for fixed or swivel axis, 30° Bennett inserts, and a 0° incisal plate, as well as an incline support.



Delivery forms

Stratos® 200	536381
Stratos 200	1x
Protrusion inserts 30°	4x
Bennett inserts 30°	2x
Incisal plate 0°	1x
Incisal indicator	1x
Base blocks retentive	2x
Plaster protection plate	1x
Incline support	1x

Stratos® 300

The Stratos 300 with the centric locking catch is a biofunctional, individually adjustable articulator. All the joint angles can be continuously set without having to replace any elements. The Stratos 300 is suitable for demanding restorations for which the joint angles have to be individually set. Its ergonomic design with a separable upper and lower frame and spacious column construction enables easy and efficient handling.



Delivery forms

Stratos® 300	576821
Stratos 300	1x
Incisal plate 0°	1x
Incisal indicator	2x
Base blocks retentive	2x
Plaster protection plate	1x
Incline support	1x

Accessories for articulators

Accessories assortment "personalized" (for Stratos® 200)

A) Instrument carrier

Holding device for bite fork support

E) Plane indicator

Indicates the reference planes of the Stratos 200 during individual model orientation.

F) Bite fork support

Holds the bite fork of the transferbow and avoids the lowering of the bite fork during model orientation in the Stratos 200.

G) CE registration joint holder

This accessory eliminates the need to send the complete transferbow to the dental laboratory. The laboratory needs only the registration joint for the model transfer into the Stratos 200.

H) Incisal plates

15°, 30°, 0° individual

K) Joint inserts assortment

Protrusion inserts: 15°, 20°, 25°, 35°, 40°, 45°, 60°
Bennett inserts: 15°



Delivery forms

Accessories assortment "personalized" (for Stratos 200)	536383
Instrument carrier	1x
Plane indicator	1x
Bite fork support	1x
CE registration joint holder	1x
Incisal plate 15°, 30°	1 x each
Incisal plate for personalized anterior guidance	1x
Joint inserts assortment:	
Protrusion inserts: 15°, 20°, 25°, 35°, 40°, 45°, 60°	2 x each
Bennett inserts: 15°	2x

Joint inserts (for Stratos® 200)



Delivery forms

Joint inserts assortment (for Stratos 200)	536384
Protrusion inserts: 15°, 20°, 25°, 35°, 40°, 45°, 60°	2 x each
Bennett inserts: 15°	2x

Accessories assortment "personalized" (for Stratos® 100, 300)

A) Instrument carrier

Holding device for bite fork support

E) Plane indicator

Indicates the reference planes of the Stratos during individual model orientation.

F) Bite fork support

Holds the bite fork of the transferbow and avoids the lowering of the bite fork during model orientation in the Stratos.

G) CE registration joint holder

This accessory eliminates the need to send the complete transferbow to the dental laboratory. The laboratory needs only the registration joint for the model transfer into the Stratos.

H) Incisal plates

15°, 30°, 0° individual



Delivery forms

Accessories assortment "personalized" (for Stratos 100, 300)	590221
Instrument carrier	1x
Plane indicator	1x
Bite fork support	1x
CE registration joint holder	1x
Incisal plate 15°, 30°	1 x each
Incisal plate for personalized anterior guidance	1x

Accessories assortment "average value" (for Stratos® 100, 200, 300)

A) Instrument carrier

Holding device for horizontal guide, set-up table, 2D setting-up template, and bite fork support.

B) Horizontal guide

Permits orientation of dentulous and edentulous models according to the Bonwill triangle.

C) 2D setting-up template

For correct set-up according to average values, taking the Spee and Wilson curves into consideration.

D) Setup table

Permits easy average-value orientation of dentulous models according to the Bonwill triangle.



Delivery forms

Accessories assortment "average value" (for Stratos 100, 300)	536382
Instrument carrier	1x
Horizontal guide	1x
2D setting-up template	1x
Set-up table	1x

FH registration joint holder

Used for transferring the UTS 3D registrations to the Stratos articulators according to the Frankfort Horizontal (FH).



Delivery forms

FH registration joint holder	1x	543468
------------------------------	----	--------

2½ setting-up template

For the correct tooth set-up of average-valued models.



Delivery forms

2½ setting-up template	1x	613560
------------------------	----	--------

3D setting-up template

For the correct set-up of individually oriented models in conjunction with the UTS 3D transferbow, taking the Spee and Wilson curves into consideration.

Important:

This template is not part of the "Personalized" assortment.



Delivery forms

3D setting-up template	1x	536398
------------------------	----	--------

Incisal plate

L = Incisal plate 15°

N = Incisal plate 30°

M = Individual incisal plate

(Part of the "Personalized" assortment)



Delivery forms

Incisal plate		
15°	1x	536391
30°	1x	536392
Individual	1x	536393

Individual anterior guidance plate

With this accessory, the lateral anterior guidance angle can be individually set to a value between 0° and 55°. The protrusive anterior guidance angle can be continuously set to a value between 0° and 70°.



Delivery forms

Individual anterior guidance plate	1x	680584
------------------------------------	----	--------

Curved incisal pin with holder

This accessory is required for the individual anterior guidance plate and permits precise, infinite lifting and lowering of the articulator height. A millimetre scale is used as the indicator.



Delivery forms

Curved incisal pin with holder	1x	680585
--------------------------------	----	--------

Model carrier

- 1) Retentive base block
- 2) Magnetic base block with base former
- 3) Plaster protection plate



Delivery forms

Magnetic base blocks	2x	536403
	10x	536404
Retentive base blocks	10x	536405
	50x	536406
Plaster protection plate	5x	536408

Centric rubber bands

Centric rubber bands for Stratos 100, 200 and 300.



Delivery forms

Centric rubber bands	10x	583672
----------------------	-----	--------

Stratos® facebow adapter

With this accessory, transferbows/facebows of other manufacturers can be connected with the Stratos articulators (connection pin required).



Delivery forms

Stratos® facebow adapter		593851
Left part	1x	
Right part	1x	

Stratos® case

Stable case made of aluminium. It enables safe transport of the Stratos articulator and protects it from contamination.



(Symbolic figure)

Delivery forms

Stratos® case	1x	583673
---------------	----	--------

Registration devices

UTS 3D universal transferbow system

This system permits skull/joint-related orientation of models into the Stratos articulators according to patients' individual data. The UTS 3D transferbow is adjustable according to the Frankfort Horizontal (FH) or Campers Plane (CP). The 3D registration joint can be rapidly and precisely fixed with only one tommy screw. The use of lightweight carbon-fibre components and an exchangeable nose pad ensure high wearing comfort.



Delivery forms

UTS 3D	593710	
Adjustable nosepiece	1x	
Reference plane indicator (CP/FH)	1x	
Axis pins	2x	
Earpieces	2x	
Registration joint	1x	
Bite forks	2x	
Nose pads	10x	

UTS 3D accessories

3D registration joint

The 3D registration joint can be used for the UTS 3D and UTS transferbows (older version). The registration joint can be rapidly and precisely fixed with only one tommy screw.



Delivery forms

3D registration joint	1x	594566
-----------------------	----	--------

Bite forks

- a) 3D bite fork "S"
- b) 3D bite fork



Delivery forms

3D bite fork "S"	1x	601119
3D bite fork	1x	594567

Nose pads

- c) Set of nose pads green (medium)
- d) Set of nose pads blue (soft)




Delivery forms

Nose pads set		
Green = medium	5x	561265
Blue = soft	5x	561266

UTS support pins type II

The UTS support pin type II enables a direct, individual model transfer from the transferbow to the articulator.



Delivery forms

UTS support pins type II		536400
Base part	1x	
Pins	2x	
Various accessories		

Gnathometer M incl. UTS adapter

Gnathometer M incl. UTS adapter is an intraoral registration device according to Prof. Dr Böttger for the determination of occlusal positions of edentulous patients. The Gnathometer M is equipped with an adapter to connect it to the UTS 3D transferbow.



Delivery forms

Gnathometer M (complete)	1x	530484
---------------------------------	-----------	---------------

Preparation and registration in the Digital Denture workflow

The fabrication of complete dentures using CAD/CAM technology requires specific instruments along the process chain. The workflow starts with impression taking and the recording of the patient situation using several clinical auxiliary tools for optimized individual data recording. This information is transferred to the design software and is subsequently included in the design of the denture.

Gnathometer CAD

Gnathometer CAD is an intraoral needle point tracing apparatus to determine the individual centric jaw joint position in edentulous patients.

The registration plates feature special click connections. This mechanism allows occlusal rims and registration plates to be attached and removed very easily in order to carry out the different working steps. For digitization, the registration is placed in the scanner by means of a special impression holder.

- ✓ Material registration plates: stainless steel
- ✓ Material occlusal rims: white POM
- ✓ Material fixation plates: clear PMMA
- ✓ Adjustment of the height of the stylus: 5 mm
- ✓ Weight: 29 g



Delivery forms

Gnathometer CAD	1 pc.	687679
Registration plate upper	1x	
Registration plate lower	1x	
Occlusal rim	2x	
Fixation plate	1x	
Fixation screw	1x	
Washer	1x	
Stylus	1x	

Accessories

Occlusal rims for Gnathometer CAD	10 pcs	687681
Fixation plates for Gnathometer CAD	5 pcs	687682

UTS CAD

UTS CAD is a registration device for measuring the angle of the occlusal plane in relation to Camper's plane (CP) and the bipupillary line (BP).

The measured angle or deviation of the occlusal plane from CP / BP can be transferred to the design software to reproduce the correct position of the occlusal plane in the design of the denture.

- ✓ Material metal parts: anodized aluminium, stainless steel
- ✓ Material side arms: carbon fibre composite material, NBR (nitrile rubber)
- ✓ Adjustment possibilities: CE angle $+20^{\circ}$ to -30°
BP angle $\pm 15^{\circ}$
- ✓ Side length basic bow: 200 mm
- ✓ Width basic bow: front 155 mm, back 225 mm
- ✓ Weight: 98 g (incl. bite fork)



Delivery forms

UTS CAD	1 pc.	687680
Accessories		
3D bite forks	5 pcs	594567

Resin veneering material

PMMA

SR Ivocron®

SR Ivocron® is a high-quality PMMA veneering material for crown, bridge and temporary applications. It comes in the 20 shades of the Chromascop® shade guide and offers natural-looking results.

SR Ivocron is ideally matched to all Ivoclar products in Chromascop shades.

The individual choice of the working technique enables the fabrication of true-to-nature composite veneers (hot/press technique) as well as the fabrication of long-term temporaries and the cementation of denture teeth (cold technique). The combination of the SR Link bonding system and the SR Ivocron veneering material is optimally suited for durable, high-quality veneers.

SR Ivocron® Cold Liquid

Liquid material for the cold technique (pouring technique)



Delivery forms

SR Ivocron® Cold Liquid	1 x 100 ml	550080
	1 x 500 ml	550081

SR Ivocron® Hot Liquid

Liquid material for the hot technique (layering technique)



Delivery forms

SR Ivocron® Hot Liquid	1 x 100 ml	550082
------------------------	------------	--------

SR Ivocron® Press Liquid

Liquid material for the press technique (flasking technique).



Delivery forms

SR Ivocron® Press Liquid	1 x 100 ml	550083
--------------------------	------------	--------

SR Ivocron® Dentin

Various shaded dentin materials in all Chromascop® shades for the individual shading of dentin areas.



Delivery forms

SR Ivocron® Dentin	1 x 30 g
110	549903
120	549904
130	549905
140	549906
210	549907
220	549908
230	549909
240	549910
310	549911
320	549912
330	549913
340	549914
410	549915
420	549916
430	549917
440	549918
510	549919
520	549920
530	549921
540	549922

SR Ivocron® Dentin	1 x 100 g
110	549924
120	549925
130	549926
140	549927
210	549928
220	549929
230	549930
240	549931
310	549932
320	549933
330	549934
340	549935
410	549936
420	549937
430	549938
440	549939
510	549940
520	549941
530	549942
540	549943

SR Ivocron®

The incisal materials are available in various gradations to complete the veneer.



Delivery forms

SR Ivocron®	1 x 30 g
1	549945
2	549946
3	549947
4	549948

SR Ivocron®	1 x 100 g
1	549950
2	549951
2	549952
3	549953

SR Ivocron® Opaquer

SR Ivocron® Opaquer is utilized to mask the existing metal frame in true-to-nature tooth shades and thus helps establish an ideal basis for esthetic veneers.



Delivery forms

SR Ivocron® Opaquer	1 x 5 g	
11		549988
12		549989
13		549990
14		549991
15		549992
16		549993
23		549994
24		549995
26		549996

SR Ivocron® Opaquer Liquid

SR Ivocron® Opaquer Liquid is a mixing liquid for the SR Ivocron® Opaquer.



Delivery forms

SR Ivocron® Opaquer Liquid	1 x 30 ml	550078
	1 x 100 ml	550079

SR Ivocron®

The Intensive materials are used to modify the shades of SR Ivocron restorations. They allow natural characteristics to be faithfully imitated.



Delivery forms

SR Ivocron®	1 x 15 g	
1 clear		549977
2 white		549978
4 yellow-orange		549980
5 light brown		549981
6 dark brown		549982
7 rose		549983
9 blue		549985

SR Ivocron® Gingiva

Lifelike gingiva material



Delivery forms

SR Ivocron® Gingiva (pink)	1 x 100 g	549975
----------------------------	-----------	--------

SR Ivocron® Separator

The SR Ivocron® Separator is a gel that is suitable for separating and blocking-out undercut areas.



Delivery forms

SR Ivocron® Separator	4 x 30 ml	550085
-----------------------	-----------	--------

Lab composite

SR Nexco®

SR Nexco® is a purely light-curing laboratory composite with micro-opal fillers, suitable for framework-supported and framework-free prosthetic restorations.

As the desired shades can be reproduced regardless of the layer thickness, a true-to-nature appearance can be achieved for fixed and removable dental restorations, including artificial gingiva.

SR Nexco® Paste Promo Kit A2



Delivery forms

SR Nexco® Paste Promo Kit A2	645933
SR Nexco Opaquer, shade: A2	1 x 2 ml
SR Nexco Liner, shade: L2	1 x 2 ml
SR Nexco Paste Margin, shade: M2	1 x 2.5 g
SR Nexco Paste Dentin, shade: A2	1 x 2.5 g
SR Nexco Paste Incisal, shade: I2	1 x 2.5 g
SR Gel	1 x 30 ml
SR Link	1 x 5 ml
Various accessories	

SR Nexco® Paste Starter Kit A–D

The SR Nexco® Paste Starter Kit contains all the components for designing a true-to-nature, esthetic restoration and covers the shades A2, A3, A3.5, and B2. In addition to the SR Nexco Dentin and Incisal layering materials, it also contains Margin and Effect materials, as well as Stains. The SR® Link bonding system, SR® Connect bonding agent, as well as various accessories are also provided with the kit.



Delivery forms

SR Nexco® Paste Starter Kit A–D	640399
SR Nexco Opaquer, shades: A2, A3, A3.5, B2	1 x 2 ml each
SR Nexco Liner, shades: L2, L3	1 x 2 ml each
SR Nexco Paste Margin, shades: M2, M3	1 x 2.5 g each
SR Nexco Paste Dentin, shades: A2, A3, A3.5, B2	1 x 2.5 g each
SR Nexco Paste Incisal, shades: I2, I3, I4	1 x 2.5 g each
SR Nexco Paste Effect Occlusal Dentin, shade: orange	1 x 2.5 g
SR Nexco Paste Effect Transpa, shade: clear	1 x 2.5 g
SR Nexco Paste Effect Opal, shade: E1	1 x 2.5 g
SR Nexco Stains, shades: clear, white, orange, mahogany	1 x 1 ml each
SR Nexco Pontic Fill	1 x 2.5 g
SR Link	1 x 5 ml
SR Modelling Liquid	1 x 5 ml
SR Gel	1 x 30 ml
Various accessories	

SR Nexco® Paste Gingiva Kit



Delivery forms

SR Nexco® Paste Gingiva Kit		648973
SR Nexco Gingiva Opaquer, shade: pink	1 x 2 ml	
SR Nexco Paste Gingiva, shades: G1, G2, G3, G4, G5	1 x 2.5 g each	
SR Nexco Paste Intensive Gingiva, shades: IG1, IG2, IG3, IG4, IG5	1 x 2.5 g each	
SR Gel	1 x 30 ml	
SR Connect	1 x 5 ml	
Various accessories		

Transil F

Transil F is a light bodied, transparent and therefore light transmitting silicone suitable for use in dental laboratories. Adjusted to the flasking technique, it enables the fabrication of a counter model and therefore the detailed reproduction of the wax-up in the final composite restoration.



Delivery forms

Transil F	2 x 50 ml	673047
Incl. mixing tips	6x	

SR Nexco® Opaquer

This opaquer paste is distinguished for its high masking power – even in thin coats. Together with SR® Link, it provides an optimum bond between metal or zirconium oxide frameworks and the SR Nexco® veneering materials.



Delivery forms

SR Nexco® Opaquer	1 x 2 ml		
A1	640430	C1	640439
A2	640431	C2	640440
A3	640432	C3	640441
A3.5	640433	C4	640442
A4	640434	D2	640443
B1	640435	D3	640444
B2	640436	D4	640445
B3	640437	BL3	640446
B4	640438	BL4	640447

SR Nexco® Liner

SR Nexco® Liner is used as the basic shade of the prepared tooth in metal-free restorations. It provides a reliable bond between the restoration, luting adhesive, and prepared tooth as well as SR Nexco veneering material.



Delivery forms

SR Nexco® Liner	1 x 2 ml	
L1		640476
L2		640477
L3		640478
L4		640479
L5		640480
BL		640481
clear		640482
incisal		640483

SR Nexco® Pontic Fill

Light-curing paste, especially to complete pontic areas with a high curing depth.



Delivery forms

SR Nexco® Pontic Fill	1 x 2.5 g	640485

SR Nexco® Paste Margin

These materials show a strong effect even in thin layers. They are applied to intensify the shade in cervical areas.



Delivery forms

SR Nexco® Paste Margin	1 x 2.5 g	
M1		640401
M2		640402
M3		640403
M4		640404
M5		640405

SR Nexco® Paste Dentin

The SR Nexco® Paste Dentin materials form the basis of the A–D shades and they are distinguished for their convenient handling.



Delivery forms

SR Nexco® Paste Dentin	1 x 2.5 g	
A1		640406
A2		640407
A3		640408
A3.5		640409
A4		640410
B1		640411
B2		640412
B3		640413
B4		640414
C1		640415
C2		640416
C3		640417
C4		640418
D2		640419
D3		640420
D4		640421
BL3		640422
BL4		640423

SR Nexco® Paste Incisal

The shading of the of SR Nexco® Paste Incisal materials has been adjusted to the properties of the natural tooth.



Delivery forms

SR Nexco® Paste Incisal	1 x 2.5 g	
I1		640424
I2		640425
I3		640426
I4		640427
I5		640428
BL		640429

SR Nexco® Paste Effect

A comprehensive range of Effect materials is used to modify and intensify SR Nexco® and other composite restorations.



Delivery forms

SR Nexco® Paste Effect Occlusal Dentin	1 x 2.5 g	
orange		640448
brown		640449
SR Nexco® Paste Effect Mamelon	1 x 2.5 g	
light		640450
yellow-orange		640451
SR Nexco® Paste Effect Transpa	1 x 2.5 g	
blue		640452
brown-grey		640453
orange-grey		640454
clear		640459

SR Nexco® Paste Effect Opal	1 x 2.5 g	
E1		640455
E2		640456
E3		640457
E4		640458

SR Nexco® Stains

The paste-like intensive Stains can be used for the individualization and characterization of veneers and denture teeth.



Delivery forms

SR Nexco® Stains	1 x 1 ml	
clear		640460
white		640461
blue		640462
orange		640463
mahogany		640464
maroon		640465
red		649796
chili		656157

SR Nexco® Gingiva Opaquer

SR Nexco® Gingiva Opaquer is applied to metal and titanium oxide frameworks to mask them and prepare them for the subsequent application of gingiva materials.



Delivery forms

SR Nexco® Gingiva Opaquer	1 x 2 ml	640466
---------------------------	----------	--------

SR Nexco® Paste Gingiva

The gingiva shades of the SR Nexco® Paste have been coordinated with those of the Ivoclar Gingiva Solution concept. This system is also used for IPS Style®, IPS InLine®, IPS d.SIGN® and IPS e.max®. In this way, the shade design of true-to-nature gingiva components is possible for all systems.



Delivery forms

SR Nexco® Paste Gingiva	1 x 2.5 g	
G1		640467
G2		640468
G3		640469
G4		640470
G5		640471

SR Nexco® Paste Intensive Gingiva

The pastes are used for further individualization in the course of gingiva prosthetics.



Delivery forms

SR Nexco® Paste Intensive Gingiva	1 x 2.5 g	
IG1		640472
IG2		640473
IG3		640474
IG4		640475
IG5		642319

SR Nexco® Paste Basic Gingiva

Basic Gingiva 34 can be used as the basic gingiva shade in conjunction with the shades of the Gingiva Solution system.



Delivery forms

SR Nexco® Paste Basic Gingiva BG34	1 x 2.5 g	642453

Gingiva Solution material shade guide



Delivery forms

Gingiva Solution material shade guide	1x	674209
---------------------------------------	----	--------

SR Nexco® Insert

Delivery forms

SR Nexco® upper foam insert	1x	642057
SR Nexco® lower foam insert	1x	642058

SR® Accessories

SR® Link

SR® Link is a metal- and zirconium oxide-composite bonding agent that provides a covalent bond between the metal or zirconium oxide framework and SR Nexco®.



Delivery forms

SR® Link	1 x 5 ml	545872
----------	----------	--------

SR® Modelling Liquid

SR® Modelling Liquid is used to wet the dental technician's instruments during modelling and as a modelling aid.



Delivery forms

SR® Modelling Liquid	1 x 5 ml	640500
----------------------	----------	--------

SR® Retention Adhesive

This adhesive varnish is utilized to affix micro retention beads.



Delivery forms

SR® Retention Adhesive	1 x 20 ml	529498
------------------------	-----------	--------

SR® micro retention beads

Micro retention beads: 200–300 µm



Delivery forms

SR® micro retention beads	1 x 15 g	529492
---------------------------	----------	--------

SR® Model Separator

SR® Model Separator is suitable for separating adjoining stone surfaces during composite veneering.



Delivery forms

SR® Model Separator	1 x 10 ml	573105
---------------------	-----------	--------

SR® Gel

SR® Gel prevents the formation of an inhibited layer during polymerization, ensuring complete curing of restoration surfaces.



Delivery forms

SR® Gel	1 x 30 ml	573106
---------	-----------	--------

Universal polishing paste

Universal polishing paste enables composite and metal restorations to be polished to a high gloss quickly and efficiently. The paste is particularly suitable for dentures and SR Nexco®/ SR Chromasit®/SR Ivocron® veneers.



Delivery forms

Universal polishing paste	1 x 100 ml	573660
---------------------------	------------	--------

SR® modelling instruments

The three different modelling instruments facilitate the adaptation and modelling of composite materials.



Delivery forms

SR® modelling instruments	1 x each	
A (yellow)		573101
B (red)		573102
C (blue)		573103

OptraSculpt® Pad

OptraSculpt® Pad is a contouring instrument with special foam pad attachments, designed for the efficient, non-stick forming and shaping of composites. The highly flexible synthetic foam pads optimally adjust to the tooth shape and allow restorations to be smoothly contoured, without leaving any unwanted marks on the composite.

Indications

OptraSculpt® Pad is suitable for adapting, shaping and contouring uncured sculptable composite materials. It is also suitable for lab composites.



Delivery forms

Assortment		639791
OptraSculpt Pad Instrument	1x	
OptraSculpt Pad refill/4 mm	60x	
OptraSculpt Pad refill/6 mm	60x	
OptraSculpt® Pad refill/4 mm	60x	639792
OptraSculpt® Pad refill/6 mm	60x	639793
OptraSculpt® Pad Instrument refill	1x	646004

Brush holder

This brush holder is used to hold disposable brushes and sponges.



Delivery forms

Brush holder white	1x	573676
--------------------	----	--------

Disposable brushes

The disposable brushes are used to apply liquid materials, such as opaquers, SR® Link, etc.



Delivery forms

Disposable brushes	1 x 50	533670
--------------------	--------	--------

Cannulas

Tips for push syringes (flowable materials) to help achieve more accurate dispensing and cleaner application procedures as the extrusion pressure can be controlled.



Delivery forms

Cannulas	1 x 10	573097
----------	--------	--------

Cannula caps

These cannula caps prevent the materials from drying out or polymerizing prematurely and provide protection against contamination.



Delivery forms

Cannula caps	1 x 20	573098
--------------	--------	--------

SR® mixing plate (small)

The SR® mixing plate is used to mix the composite components. The light protection prolongs the working time of light-curing materials.



Delivery forms

SR® mixing plate (small)	1x	573100
--------------------------	----	--------

SR® mixing pad (small)

The SR® mixing pad is used to avoid having to clean the mixing plate from opaquer residue.



Delivery forms

SR® mixing pad (small)	1x	573099
------------------------	----	--------

Light-curing units

PrograPrint® Cure

The PrograPrint Cure is a LED light-curing unit designed for curing printed objects. The unit is characterized by its high light intensity. Reflective coating distributes the light evenly inside the curing chamber and ensures that the printed objects are optimally illuminated. The curing chamber is spacious enough to accommodate the printed parts together with the build platform of the PrograPrint PR5. PrograPrint Cure provides a consistently high light intensity and can therefore also be used for curing light-curing lab composites, e.g. SR Nexco. Pre-set curing programs provide a high level of user comfort. Users can also set up their own programs for other materials they may want to cure in the unit.

The object tray is universal and can be used for the C&B technique in different ways to satisfy different needs.



Technical data

Light intensity	274 mW/cm ² ± 10%
Wavelength range	405/460 nm
Voltage	100–240 V/50–60 Hz
Operation	Touchscreen
Dimensions (mm) W x H x D	245 x 440 x 490
Weight	17 kg

Delivery forms

PrograPrint® Cure unit	1x	704458*
PrograPrint Cure		
Power cord		
Operating Instructions		
Short Instructions		
Object tray		
Various accessories		

* Different versions available

PrograPrint® Cure object tray

With the PrograPrint Cure object tray, models and restorations are brought to the appropriate level in the polymerization chamber of the curing unit. The object tray has two sides for two different pin attachment options and can be turned 180°. As a result, it can be used with both conventionally inserted pins and magnetically held pins.



Delivery forms

Object tray for PrograPrint® Cure	1x	707193
--	----	--------

Metal-ceramics

Leucite fluorapatite oxyapatite metal-ceramic

IPS Style®

IPS Style® is the first patented metal-ceramic to contain oxyapatite crystals. These crystals, in combination with leucite and fluorapatite crystals and the matching glass phases, are responsible for the excellent handling characteristics and optical properties of this low-fusing mixed glass-ceramic. Due to the high degree of versatility and easy handling of the layering materials,

IPS Style supports both newcomers and experienced users in their individual working styles.

The IPS Style ceramic system is designed for the classic CTE range and comprises components for single and multiple layer techniques. The materials are all matched to the stains and glazes of the versatile IPS Ivocolor® und IPS e.max® Ceram Art assortment.

IPS Style® Ceram Starter Kit A-D

(with powder opaquer)

The IPS Style® Ceram Starter Kit A-D comprises the most popular materials to fabricate restorations in the shades A1, A2, A3 and A3.5. The opaquer is available in powder form.

Additionally, the kit provides the required working accessories. It also contains different Shades and Essences of the IPS Ivocolor® universal stains and glaze range for the characterization and staining of restorations.



Delivery forms

IPS Style® Ceram Starter Kit A-D	679925
IPS Style Ceram Powder Opaquer 870, shades: A1, A2, A3, A3,5	1 x 18 g each
IPS Style Ceram Deep Dentin, shades: A1, A2, A3, A3,5	1 x 20 g each
IPS Style Ceram Dentin, shades: A1, A2, A3, A3,5	1 x 20 g each
IPS Style Ceram Incisal, shades: I1, I2, I3, I4	1 x 20 g each
IPS Style Ceram Transpa, shade: neutral	1 x 5 g
IPS Style Ceram Mamelon, shade: light	1 x 5 g
IPS Style Ceram Occlusal Dentin, shade: orange	1 x 5 g
IPS Style Ceram Opal Effect, shade: 1	1 x 5 g
IPS Style Ceram One, shades: 1, 2, 3, 4	1 x 20 g each
IPS Ivocolor Shade Dentin, shades: SD1, SD2	1 x 3 g each
IPS Ivocolor Shade Incisal, shade: SI1	1 x 3 g
IPS Ivocolor Essence, shades: E01 white, E04 sunset, E10 mahogany, E16 sapphire	1 x 1.8 g each
IPS Ivocolor Glaze Paste	1 x 9 g
IPS Ivocolor Mixing Liquid (allround)	1 x 15 ml
IPS Powder Opaquer Liquid	1 x 60 ml
IPS build-up liquid allround	1 x 60 ml
IPS Style Ceram material shade guide Impulse	1x
IPS Style Ceram material shade guide Incisal/Transpa	1x

IPS Style® Ceram Intro Kit A2

(with powder opaquer)

To allow users to get to know the basic features of the IPS Style® assortment, the IPS Style Ceram Intro Kit contains all materials in a "trial size". The opaquer is available in powder form.

The kit is matched to the A2 shade and it includes various Shades and Essences of the IPS Ivocolor® universal stains and glaze range for the characterization and staining of restorations.



Delivery forms

IPS Style® Ceram Intro Kit A2	679924
IPS Style Ceram Powder Opaquer 870, shade: A2	1 x 18 g
IPS Style Ceram Deep Dentin, shade: A2	1 x 5 g
IPS Style Ceram Dentin, shade: A2	1 x 5 g
IPS Style Ceram Incisal, shade: I2	1 x 5 g
IPS Style Ceram Transpa, shade: neutral	1 x 5 g
IPS Style Ceram Mamelon, shade: light	1 x 5 g
IPS Style Ceram Occlusal Dentin: shade orange	1 x 5 g
IPS Style Ceram Opal Effect, shade: 1	1 x 5 g
IPS Style Ceram One, shade: 2	1 x 5 g
IPS Ivocolor Shade Dentin, shade: SD2	1 x 3 g
IPS Ivocolor Essence, shades: E01 white, E04 sunset	1 x 1.8 g each
IPS Ivocolor Glaze Paste	1 x 9 g
IPS Ivocolor Mixing Liquid (allround)	1 x 15 ml
IPS Powder Opaquer Liquid	1 x 15 ml
IPS build-up liquid allround	1 x 15 ml

IPS Style® Ceram Starter Kit A-D Paste Opaquer

The IPS Style® Ceram Starter Kit A-D comprises the most popular materials to fabricate restorations in the shades A1, A2, A3 and A3.5.

The opaquer is available in paste form. For the characterization and glazing of restorations, the kit contains various Shade and Essence materials of the universal stains and glaze assortment IPS Ivocolor®.



Delivery forms

IPS Style® Ceram Starter Kit A-D Paste Opaquer	701900
IPS Style Ceram Paste Opaquer, shades: A1, A2, A3, A3.5	1 x 5 g each
IPS Style Ceram Deep Dentin, shades: A1, A2, A3, A3.5	1 x 20 g each
IPS Style Ceram Dentin, shades: A1, A2, A3, A3.5	1 x 20 g each
IPS Style Ceram Incisal, shades: I1, I2, I3, I4	1 x 20 g each
IPS Style Ceram Transpa neutral	1 x 5 g
IPS Style Ceram Mamelon light	1 x 5 g
IPS Style Ceram Occ. Dentin orange	1 x 5 g
IPS Style Ceram Opal Effect 1	1 x 5 g
IPS Style Ceram One, shades: 1, 2, 3, 4	1 x 20 g each
IPS Ivocolor Shade Dentin, shades: SD1, SD2	1 x 3 g each
IPS Ivocolor Shade Incisal, shade: SI1	1 x 3 g
IPS Ivocolor Essence, shades: E01 white, E04 sunset, E10 mahogany, E16 sapphire	1 x 1.8 g each
IPS Ivocolor Glaze Paste	1 x 9 g
IPS Ivocolor Mixing Liquids (allround)	1 x 15 g
IPS Paste Opaq. Liquid	1 x 15 g
IPS build-up liquid allround	1 x 60 g
IPS Style Ceram Impulse shade guide	1x
IPS Style Ceram Incisal / Transpa shade guide	1x

IPS Style® Ceram Intro Kit A2 Paste Opaquer

The IPS Style® Ceram Intro Kit A2 Paste Opaquer offers users all the materials they require to fabricate their first IPS Style restorations. All the materials are supplied in shade A2. The opaquer is provided in paste form. The kit also contains IPS Ivocolor® materials for customizing and glazing the IPS Style restorations.



Delivery forms

IPS Style® Ceram Intro Kit A2 Paste Opaquer	701899
IPS Style Ceram Paste Opaquer, shade: A2	1 x 5 g
IPS Style Ceram Deep Dentin, shade: A2	1 x 5 g
IPS Style Ceram Dentin, shade: A2	1 x 5 g
IPS Style Ceram Incisal, shade: I2	1 x 5 g
IPS Style Ceram Transpa, shade: neutral	1 x 5 g
IPS Style Ceram Mamelon, shade: light	1 x 5 g
IPS Style Ceram Occlusal Dentin, shade: orange	1 x 5 g
IPS Style Ceram Opal Effect, shade: 1	1 x 5 g
IPS Style Ceram One, shade: 2	1 x 5 g
IPS Ivocolor Shade Dentin, shade: SD2	1 x 3 g
IPS Ivocolor Essence, shades: E01 white, E04 sunset	1 x 1.8 g each
IPS Ivocolor Glaze Paste	1 x 3 g
IPS Ivocolor Mixing Liquid (allround)	1 x 15 ml
IPS Paste Opaquer Liquid	1 x 15 ml
IPS build-up liquid allround	1 x 15 ml

IPS Style® Ceram Impulse Kit

The comprehensive IPS Style® Ceram Impulse Kit provides utmost freedom in the design of restorations and exceptional scope for lifelike creativity.



Delivery forms

IPS Style® Ceram Impulse Kit	679923
IPS Style Ceram Transpa, shades: neutral, blue, brown-grey, orange-grey	1 x 20 g each
IPS Style Ceram Mamelon, shades: light, yellow-orange, salmon	1 x 20 g each
IPS Style Ceram Occlusal Dentin, shades: orange, brown	1 x 20 g each
IPS Style Ceram Incisal Edge, shade: IE	1 x 20 g each
IPS Style Ceram Opal Effect, shades: 1, 2, 3, 4, 5, violet	1 x 20 g each
IPS Style Ceram Special Incisal, shades: yellow, grey	1 x 20 g each
IPS Style Ceram Inter Incisal, shade: white-blue	1 x 20 g each
IPS Style Ceram Cerv Transpa, shades: yellow, orange-pink, khaki, orange	1 x 20 g each
IPS Style Ceram Impulse shade guide	1x
IPS Style Ceram Incisal / Transpa shade guide	1x

IPS Style® Ceram Gingiva Kit

IPS Style® Ceram Gingiva Kit contains 14 gingiva ceramic materials and one gingiva powder opaquer for a natural-looking gingiva, which is particularly important for implant-supported restorations. The kit includes one basic shade, Basic Gingiva BG 34, lifelike and intensive gingiva materials and matching Essences of the IPS Ivocolor® universal stains and glaze system.



Delivery forms

IPS Style® Ceram Gingiva Kit	679922
IPS Style Ceram Powder Opaquer 870, shade: pink	1 x 18 g
IPS Style Ceram Gingiva, shades: 1, 2, 3, 4, 5	1 x 20 g each
IPS Style Ceram Intensive Gingiva, shades: 1, 2, 3, 4, 5	1 x 20 g each
IPS Style Ceram Basic Gingiva, shade: BG34	1 x 20 g
IPS Ivocolor Essence, shades: E19 rose, E20 coral, E21 basic red	1 x 1.8 g each
IPS Style Ceram Gingiva Solution shade guide	1x

IPS Style® Ceram Paste Opaquer and Intensive Paste Opaquer / IPS Style® Ceram Powder Opaquer and Intensive Powder Opaquer

IPS Style® Ceram Opaquer materials are available in paste and powder form. These opaque ceramic materials have good masking properties for metal frameworks due to their high content of oxyapatite crystals.



Delivery forms

IPS Style® Ceram Paste Opaquer	1 x 5 g	
BL1/BL2		701564
BL3/BL4		701565
A1		701566
A2		701567
A3		701568
A3.5		701570
A4		701571
B1		701572
B2		701573
B3		701574
B4		701575
C1		701576
C2		701577
C3		701578
C4		701579
D2		701580
D3		701581
D4		701582
pink		701583
IPS Style® Ceram Intensive Paste Opaquer	1 x 5 g	
white		701584
violet		701585
brown		701586
incisal		701587



Delivery forms

IPS Style® Ceram Powder Opaquer 870	1 x 18 g	
BL1/BL2		673146
BL3/BL4		673147
A1		673148
A2		673149
A3		673150
A3.5		673151
A4		673152
B1		673153
B2		673154
B3		673155
B4		673156
C1		673157
C2		673158
C3		673159
C4		673160
D2		673161
D3		673162
D4		673163
pink		673164
IPS Style® Ceram Powder Opaquer 870	1 x 80 g	
A1		673167
A2		673168
A3		673169
A3.5		673170
A4		673171
B1		673172
B2		673173
B3		673174
B4		673175
C1		673176
C2		673177
C3		673178
C4		673179
D2		673180
D3		673181
D4		673182
pink		673183
IPS Style® Ceram Intensive Powder Opaquer 870	1 x 18 g	
white		673184
violet		673185
brown		673186
incisal		673187

IPS Style® Ceram One

The shade and translucency of the IPS Style® Ceram One single-layer ceramic materials are especially coordinated with the full-contour design in the single-layer technique. They permit quick and uncomplicated layering.



Delivery forms

IPS Style® Ceram One	1 x 20 g	
BL		673355
1		673356
2		673357
3		673358
4		673359
5		673360
6		673361
7		673362
IPS Style® Ceram One	1 x 100 g	
BL		673363
1		673364
2		673365
3		673366
4		673367
5		673368
6		673369
7		673370

IPS Style® Ceram Margin

- ✓ **IPS Style® Ceram Margin** materials demonstrate a slightly higher opacity and more fluorescence than the IPS Style Ceram Dentin materials and thus enable the design of ceramic shoulders.



Delivery forms

IPS Style® Ceram Margin	1 x 20 g	
Bleach BL		673330
1		673232
2		673233
3		673234
4		673235
5		673236
6		673237
7		673238

IPS Style® Ceram Deep Dentin

The IPS Style® Ceram Deep Dentin materials are opaque, shaded dentin materials to be used in areas with limited layer thickness and at incisal ends of frameworks to mask photo-optical "tearing edges" and to achieve true-to-nature results.



Delivery forms

IPS Style® Ceram Deep Dentin	1 x 20 g	
BL1/BL2		673335
BL3/BL4		673336
A1		673243
A2		673244
A3		673245
A3.5		673246
A4		673247
B1		673248
B2		673249
B3		673250
B4		673251
C1		673252
C2		673253
C3		673254
C4		673255
D2		673256
D3		673257
D4		673258

IPS Style® Ceram Dentin

The shade and the translucency of the IPS Style® Ceram Dentin materials are based on that of natural dentin. They faithfully reproduce the desired dentin shade.



Delivery forms

IPS Style® Ceram Dentin	1 x 20 g	
BL1		673331
BL2		673332
BL3		673333
BL4		673334
A1		673259
A2		673260
A3		673261
A3.5		673262
A4		673263
B1		673264
B2		673265
B3		673266
B4		673267
C1		673268
C2		673269
C3		673270
C4		673271
D2		673272
D3		673273
D4		673274

IPS Style® Ceram Dentin	1 x 100 g	
BL1		673339
BL2		673340
BL3		673341
BL4		673342
A1		673275
A2		673276
A3		673277
A3.5		673278
A4		673279
B1		673280
B2		673281
B3		673282
B4		673283
C1		673284
C2		673285
C3		673286
C4		673287
D2		673288
D3		673289
D4		673290

IPS Style® Ceram Mamelon

IPS Style® Ceram Mamelon are intensely coloured, opaque effect powders that are used to accentuate the incisal third. Depending on the working habits of the user, the material is applied in thin stripes on reduced dentin.



Delivery forms

IPS Style® Ceram Mamelon	1 x 20 g
light	673308
yellow-orange	673309
salmon	673310

IPS Style® Ceram Occlusal Dentin

IPS Style® Ceram Occlusal Dentin materials are suitable for individualizing occlusal surfaces in particular. They can also be used in cervical, palatal and lingual areas.



Delivery forms

IPS Style® Ceram Occlusal Dentin	1 x 20 g
orange	673311
brown	673312

IPS Style® Ceram Opal Effect

The IPS Style® Ceram Opal Effect materials are specially shaded incisal materials that permit the simulation of the dynamic photo-optical capabilities of natural teeth.



Delivery forms

IPS Style® Ceram Opal Effect	1 x 20 g
1	673314
2	673315
3	673316
4	673317
5	673318
violet	673319

IPS Style® Ceram Transpa

The IPS Style® Ceram Transpa materials are available in different shade nuances. They are suitable to reproduce shaded, transparent areas, particularly in the incisal third.



Delivery forms

IPS Style® Ceram Transpa	1 x 20 g	
clear		673301
neutral		673302
blue		673303
brown-grey		673304
orange-grey		673305
IPS Style® Ceram Transpa	1 x 100 g	
clear		673306
neutral		673307

IPS Style® Ceram Special Incisal

The IPS Style® Ceram Special Incisal materials may either be mixed with IPS Style Incisal materials to modify and intensify the shade or be applied directly.



Delivery forms

IPS Style® Ceram Special Incisal	1 x 20 g	
yellow		673320
grey		673321

IPS Style® Ceram Inter Incisal

The IPS Style® Ceram Inter Incisal material is used to increase the brightness value of the incisal third. It is applied directly to the dentin in the rough shape of a butterfly.



Delivery forms

IPS Style® Ceram Inter Incisal	1 x 20 g	
white-blue		673322

IPS Style® Ceram Cervical Transpa

The IPS Style® Ceram Cervical Transpa materials reproduce the shades with a more intensive translucency and support the natural transition from the gingiva to the veneer.



Delivery forms

IPS Style® Ceram Cervical Transpa	1 x 20 g	
yellow		673323
orange-pink		673324
khaki		673325
orange		673326

IPS Style® Ceram Incisal

The IPS Style® Ceram Incisal materials are modelled according to the natural incisal material. In combination with the Dentin materials, they help achieve the correct A-D shade.



Delivery forms

IPS Style® Ceram Incisal	1 x 20 g	
BL		673337
I1		673291
I2		673292
I3		673293
I4		673294
I5		673295

IPS Style® Ceram Incisal	1 x 100 g	
BL		673343
I1		673296
I2		673297
I3		673298
I4		673299
I5		673300

IPS Style® Ceram Incisal Edge

IPS Style® Ceram Incisal Edge is used to achieve what is known as the halo effect, which occurs in natural teeth by the refraction of light at the incisal edges.



Delivery forms

IPS Style® Ceram Incisal Edge	1 x 20 g	673313
-------------------------------	----------	--------

IPS Style® Ceram Gingiva

The IPS Style® Ceram Gingiva materials are specially shaded ceramic materials for the lifelike reconstruction of gingiva components. They are coordinated with the Gingiva Solution shade system from Ivoclar and allow true-to-nature esthetics to be achieved due to the comprehensive offering of Gingiva and Intensive Gingiva shades.



Delivery forms

IPS Style® Ceram Gingiva	1 x 20 g	
1		673344
2		673345
3		673346
4		673347
5		673348
IPS Style® Ceram Intensive Gingiva	1 x 20 g	
1		673349
2		673350
3		673351
4		673352
5		673353
IPS Style® Ceram Basic Gingiva BG34	1 x 20 g	673354

IPS Style® Ceram Add-On

IPS Style® Ceram Add-On materials are used to adjust e.g. contact areas, pontic rests or the accuracy of fit of margins. Five add-on materials are available: IPS Style Ceram Add-On Margin, Dentin, Incisal and Bleach, are used in conjunction with the Glaze firing and Add-On 690 °C after the Glaze firing.



Delivery forms

IPS Style® Ceram Add-On	1 x 20 g	
BL		673338
690 °C		673329
Incisal		674603
Dentin		673328
Margin		673327

Liquid

IPS® Powder Opaquer Liquid



Delivery forms

IPS® Powder Opaquer Liquid	1 x 60 ml	673371
	1 x 250 ml	673372

IPS® Paste Opaquer Liquid



Delivery forms

IPS® Paste Opaquer Liquid	1 x 15 ml	701588
---------------------------	-----------	--------

IPS® Margin build-up liquid

The IPS® Margin build-up liquids are designed for the exclusive use with IPS Style® Ceram. They are available in two variants:

- ✓ **allround:** for producing a consistency that is suitable for conventional processing and drying
- ✓ **carving:** for a shorter processing time and faster drying



Delivery forms

IPS® Margin build-up liquid	1 x 60 ml	
allround		673373
carving		673374

IPS® build-up liquid

The IPS® build-up liquid can be used with IPS e.max® Ceram and IPS Style® Ceram.

- ✓ **allround:** for producing a consistency that is suitable for conventional processing and drying



Delivery forms

IPS® build-up liquid		
allround	1 x 60 ml	673375
	1 x 250 ml	673377

Accessories

IPS Style® Ceram material shade guide

The shade guides for IPS Style® Ceram are supporting tools for determining the shade. To prevent cross-contamination in the oral cavity, the individual tabs and the entire shade guide are autoclavable.



Delivery forms

IPS Style® Ceram Impulse material shade guide	1x	674210
IPS Style® Ceram Incisal/Transpa material shade guide	1x	674208
Gingiva Solution material shade guide	1x	674209

Leucite metal-ceramics

IPS InLine®

Optimize your working procedures and simultaneously increase the productivity and economic efficiency of your laboratory.

With the IPS InLine leucite metal-ceramic system, you will have the flexibility required for today's everyday laboratory work – from simple layering to highly esthetic veneers.

After the application of the opaquer, you can choose the product and the corresponding processing procedure according to your personal preferences and the clinical situation.

IPS InLine® One

The modern one-layer metal-ceramic IPS InLine One – suitable for alloys with a CTE in the range of $13.8\text{--}15.0 \times 10^{-6} \text{ K}^{-1}$ (25–500 °C) – offers quick and efficient layering options. Esthetic results are achieved with little effort.

IPS InLine®

The conventional IPS InLine metal-ceramic for alloys in the CTE range of $13.8\text{--}15.0 \times 10^{-6} \text{ K}^{-1}$ (25–500 °C) is characterized by easy processing and ideal shade and firing stability.

The universal stains and glaze assortment IPS Ivocolor® or IPS e.max® Ceram Art is used to individually stain and characterize the restorations.

IPS InLine® System Paste Opaquer



Delivery forms

IPS InLine® System Opaquer A–D	1 x 3 g		
BL1/BL2		602930	
BL3/BL4		602931	
A1		593160	
A2		593161	
A3		593162	
A3.5		593163	
A4		593164	
B1		593165	
B2		593166	
B3		593167	
B4		593168	
C1		593169	
C2		593170	
C3		593171	
C4		593172	
D2		593173	
D3		593174	
D4		593175	
IPS InLine® System Opaquer A–D	1 x 9 g		
BL1/BL2		602933	
BL3/BL4		602934	
A1		593177	
A2		593178	
A3		593179	
A3.5		593180	
A4		593181	
B1		593182	
B2		593183	
B3		593184	
B4		593185	
C1		593186	
C2		593187	
C3		593188	
C4		593189	
D2		593190	
D3		593191	
D4		593192	
IPS InLine® System Intensive Opaquer	1 x 3 g		
white			593325
violet			593326
brown			593327
incisal			593328
IPS InLine® System Intensive Opaquer	1 x 9 g		
white			593330
violet			593331
brown			593332
incisal			593333
IPS InLine® Gingiva Opaquer	1 x 3 g		
pink			593287

IPS InLine® System Powder Opaquer



Delivery forms

IPS InLine® System Powder Opaquer A-D	1 x 18 g	
BL1/BL2		649127
BL3/BL4		649128
A1		649171
A2		649172
A3		649173
A3.5		649174
A4		649175
B1		649176
B2		649177
B3		649178
B4		649179
C1		649180
C2		649181
C3		649182
C4		649183
D2		649184
D3		649185
D4		649186

IPS InLine® System Powder Opaquer A-D	1 x 80 g	
A1		649187
A2		649188
A3		649189
A3.5		649191
A4		649192
B1		649193
B2		649194
B3		649195
B4		649196
C1		649197
C2		649198
C3		649199
C4		649200
D2		649201
D3		649202
D4		649203

IPS InLine® System Intensive Powder Opaquer	1 x 18 g	
white		649205
violet		649206
brown		649207
incisal		649208
IPS InLine® Gingiva Powder Opaquer	1 x 18 g	
pink		649204

IPS InLine® System Opaquer F

Fluorescence continues to be a much discussed topic. As nature does not provide a uniform standard for fluorescence, and we want to ensure a consistent quality for our materials, the fluorescence of the underlying material can be increased as desired with the IPS InLine® System Opaquer F.



Delivery forms

IPS InLine® System Opaquer F	1 x 1 g	593323
------------------------------	---------	--------

IPS InLine® One Dencisal



Delivery forms

IPS InLine® One Dencisal	1 x 20 g	
BL		631850
1		631851
2		631852
3		631853
4		631854
5		631855
6		631856

IPS InLine® One Dencisal	1 x 100 g	
BL		631857
1		631858
2		631859
3		631860
4		631861
5		631862
6		631863

IPS InLine® Margin



Delivery forms

IPS InLine® Margin A-D	1 x 20 g	
A1		593194
A2		593195
A3		593196
A3.5		593197
A4		593198
B1		593199
B2		593200
B3		593201
B4		593202
C1		593203
C2		593204
C3		593205
C4		593206
D2/D3		593207
D4		593208

IPS InLine® Deep Dentin

Delivery forms

IPS InLine® Deep Dentin A-D	1 x 20 g	
A1		593210
A2		593211
A3		593212
A3.5		593213
A4		593214
B1		593215
B2		593216
B3		593217
B4		593218
C1		593219
C2		593220
C3		593221
C4		593222
D2/D3		593223
D4		593224

IPS InLine® Dentin

Delivery forms

IPS InLine® Dentin A-D	1 x 20 g	
BL1		602972
BL2		602973
BL3		602974
BL4		602975
A1		593226
A2		593227
A3		593228
A3.5		593229
A4		593230
B1		593231
B2		593232
B3		593233
B4		593234
C1		593235
C2		593236
C3		593237
C4		593238
D2		593239
D3		593240
D4		593241



IPS InLine® Dentin A-D	1 x 100 g	
BL1		602977
BL2		602978
BL3		602979
BL4		602980
A1		593244
A2		593245
A3		593246
A3.5		593247
A4		593248
B1		593249
B2		593250
B3		593251
B4		593252
C1		593253
C2		593254
C3		593255
C4		593256
D2		593257
D3		593258
D4		593259

IPS InLine® Cervical Dentin	1 x 20 g	
D2/D3		593242

IPS InLine® Incisal / IPS InLine® Transpa Incisal

Delivery forms

IPS InLine® Incisal	1 x 20 g	
BL		602981
I1		593146
I2		593147
I3		593148
IPS InLine® Incisal	1 x 100 g	
BL		602982
I1		593150
I2		593151
I3		593152



IPS InLine® Transpa Incisal	1 x 20 g	
I1		593262
I2		593263
I3		593264
IPS InLine® Transpa Incisal	1 x 100 g	
I1		593266
I2		593267
I3		593268

IPS InLine® Impulse

IPS InLine® Impulse features different materials for individual characterizations. They facilitate the application of true-to-nature effects, e.g. in the occlusal, incisal or cervical area.

Delivery forms

IPS InLine® Occlusal Dentin	1 x 20 g	
orange		593271
brown		593272
IPS InLine® Mamelon	1 x 20 g	
light		593273
yellow-orange		600096
salmon		600097
IPS InLine® Opal Effect	1 x 20 g	
1		593275
2		593276
3		593277
4		593278
5		593279
violet		593280
IPS InLine® Cervical Incisal	1 x 20 g	
orange		593281
yellow		600098
IPS InLine® Transpa	1 x 20 g	
clear		593283
blue		593284
brown-grey		600100
neutral		600099
IPS InLine® Transpa	1 x 100 g	
clear		593285
neutral		600101

IPS InLine® Gingiva

These natural-looking gingiva materials are used in combination with the IPS InLine® Intensive Gingiva materials depending on the individual situation of the patient. The shade gradations range from orange to reddish to bluish.



Delivery forms

IPS InLine® Gingiva	1 x 20 g	
1		593289
2		593290
3		593291
4		593292
5		593293
IPS InLine® Intensive Gingiva	1 x 20 g	
1		593295
2		593296
3		593297
4		593298

IPS InLine® Add-On

Delivery forms

IPS InLine® Add-On	1 x 20 g	593343
IPS InLine® Add-On Margin	1 x 20 g	593344

IPS InLine® System Add-On 690 °C/1274 °F

This low-fusing add-on material is used for subsequent corrections and adjustments of shape on already fired IPS InLine restorations.



Delivery forms

IPS InLine® System Add-On 690 °C/1274 °F	1 x 20 g	602386
--	----------	--------

IPS InLine® System Opaquer Liquid

This liquid is used to slightly dilute dried opaquer materials. It must not be used for diluting the paste opaquer.



Delivery forms

IPS InLine® System Opaquer Liquid	1 x 15 ml	593345
-----------------------------------	-----------	--------

IPS InLine® System Powder Opaquer Liquid

This liquid is used to mix the IPS InLine® System Powder Opaquer.



Delivery forms

IPS InLine® System Powder Opaquer Liquid	1 x 60 ml	649209
	1 x 250 ml	649210

IPS InLine® Margin build-up liquid

This liquid is used to mix the IPS InLine® Margin materials.



Delivery forms

IPS InLine® Margin build-up liquid	1 x 60 ml	593346
------------------------------------	-----------	--------

IPS InLine® System build-up liquid L

The liquid is suitable to mix IPS InLine® ceramic materials for smaller restorations or for smaller portions. The build-up liquid L is particularly suitable for dental technicians who prefer a drier processing procedure – i.e. without having to use continuous suction – since the liquid evaporates much quicker. In this way, IPS InLine can be easily manipulated with an instrument.



Delivery forms

IPS InLine® System build-up liquid L	1 x 60 ml	593348
	1 x 250 ml	593351

IPS InLine® System build-up liquid P

This liquid is suitable for mixing IPS InLine® ceramic materials that will be used for fabricating larger restorations where a longer working time and smooth consistency is desired. The build-up liquid P is suitable for technicians who prefer a long working time and moist material coupled with high stability.



Delivery forms

IPS InLine® System build-up liquid P	1 x 60 ml	593349
	1 x 250 ml	593352

Metal-ceramics

IPS Classic®

IPS Classic® is a well-proven metal-ceramic system for exceptional individuality and creativity. Given the balanced distribution of grain sizes, the ceramic exhibits

excellent modelling properties and high stability, even after several firings.

IPS Classic V is available in the A–D shades.

IPS Classic Starter Kit A3

The IPS Classic® Starter Kit contains an opaquer, dentin and incisal material and includes a glazing paste. It provides all the materials needed to fabricate your first IPS Classic restoration.



Delivery forms

IPS® Classic Starter Kit A3	599041
IPS Classic V Opaquer, shade: A3	1 x 3 g
IPS Classic V Dentin, shade: A3	1 x 20 g
IPS Classic V Incisal, shade: 2	1 x 20 g
IPS Classic Glaze Paste	1 x 3 g
IPS Classic Glazing/Staining Liquid	1 x 15 ml
IPS Classic build-up liquid, shade: L	1 x 60 ml

IPS Classic® V Opaquer

Opaquer pastes with an ideal consistency and excellent stability that ensure an outstanding masking capability even in thin layers. The opaquer pastes are distinguished for their easy and economic processing.



Delivery forms

IPS Classic® V Opaquer	1 x 3 g
A1	531666
A2	531667
A3	531668
A3.5	531669
A4	531670
B1	531672
B2	531673
B3	531674
B4	531675
C1	531677
C2	531678
C3	531679
C4	531680
D2	531681
D3	531682
D4	531683

IPS Classic® V Intensive Opaquer

White shaded intensive opaquer pastes for individualized characterizations in the opaquer area.

Delivery forms

IPS Classic® V Intensive Opaquer	1 x 3 g	
white		531685

IPS® Gingiva Opaquer

This material is used to mask metal frameworks or implant superstructures before IPS® Gingiva materials are applied.



Delivery forms

IPS® Gingiva Opaquer	1 x 3 g	
pink		546676

IPS Classic® V Powder Opaquer



Delivery forms

IPS Classic® V Powder Opaquer	1 x 15 g	
A1		649211
A2		649212
A3		649213
A3.5		649214
A4		649215
B1		649216
B2		649217
B3		649218
B4		649219
C1		649220
C2		649221
C3		649222
C4		649223
D2		649224
D3		649225
D4		649226

IPS Classic® V Powder Opaquer	1 x 80 g	
A1		649227
A2		649228
A3		649229
A3.5		649230
A4		649231
B1		649232
B2		649233
B3		649234
B4		649235
C1		649236
C2		649237
C3		649238
C4		649239
D2		649240
D3		649241
D4		649242

IPS® Opaque Dentin V

The IPS® Opaque Dentin V ceramic materials provide optimum results and high esthetics when space is limited.



Delivery forms

IPS® Opaque Dentin V	1 x 20 g	
A1		531724
A2		531725
A3		531726
A3.5		531727
A4		531728
B1		531730
B2		531731
B3		531732
B4		531733
C1		531734
C2		531735
C3		531736
C4		531737
D2		531738
D3		531739
D4		531740

IPS® Opaque Dentin V	1 x 100 g	
A1		532101
A2		532102
A3		532103
A3.5		532104
A4		532105
B1		532107
B2		532108
B3		532109
B4		532110
C1		532111
C2		532112
C3		532113
C4		532114
D2		532115
D3		532116
D4		532117

IPS Classic® V Dentin

These dentin materials owe their vitality and shade brilliance to the coordinated distribution of grain sizes.



Delivery forms

IPS Classic® V Dentin	1 x 20 g	
A1		531648
A2		531775
A3		531649
A3.5		531650
A4		531651
B1		531652
B2		531653
B3		531654
B4		531655
C1		531656
C2		531657
C3		531658
C4		531659
D2		531660
D3		531661
D4		531662

IPS Classic® V Dentin	1 x 100 g	
A1		531753
A2		531754
A3		531755
A3.5		531756
A4		531757
B1		531758
B2		531759
B3		531760
B4		531761
C1		531762
C2		531763
C3		531764
C4		531765
D2		531766
D3		531767
D4		531768

IPS Classic® V Dentin	1 x 250 g	
A1		747307
A2		747308
A3		747309
A3.5		747310
B2		747311
B3		747312

IPS Classic® V

These incisal materials owe their vitality and shade brilliance to the coordinated distribution of grain sizes and the opalescent effect.



Delivery forms

IPS Classic® V	1 x 20 g	
1		531686
2		531687
3		531688
4		531689

IPS Classic® V	1 x 100 g	
1		531769
2		531770
3		531771
4		531772

IPS Classic® V	1 x 250 g	
1		747313
2		747314

IPS Classic® Opal Incisal

The opal incisal materials owe their vitality and opalescent effect to the coordinated distribution of grain sizes.



Delivery forms

IPS Classic® Opal	1 x 20 g	
1		531580
2		531581
3		531582
4		531583
5		531584

IPS Classic® V Transparent

Transparent materials to achieve various effects for the reproduction of a true-to-nature incisal area.



Delivery forms

IPS Classic® V Transparent	1 x 20 g	
clear		531647
neutral		531664
IPS Classic® V Transparent	1 x 100 g	
clear		531773
neutral		531774
IPS Classic® V Transparent	1 x 250 g	
clear		747315
neutral		747316

IPS® Impulse

These ready-mixed individual ceramic materials facilitate the application of true-to-nature effects.

Delivery forms

IPS® Impulse Transparent	1 x 20 g	
blue		531703
IPS® Impulse Occlusal Dentin	1 x 20 g	
orange		531700
IPS® Impulse Molar Incisal	1 x 20 g	531697

IPS® Effect

These ready-mixed individual ceramic materials enable the quick and easy reproduction of opalescent effects in the incisal area.



Delivery forms

IPS® Effect	1 x 20 g	
1 super opal		545017
2 opal		545018
3 whitish-opal		545019
4 white opal		545020
5 red-brown opal		545021

IPS® Gingiva

IPS® Gingiva is particularly suitable for esthetic solutions that require a true-to-nature reproduction of the gingival area.



Delivery forms

IPS® Gingiva	1 x 20 g	
1		546667
2		546668
3		546669
4		546670
5		546671

IPS® Gingiva Modifier

IPS® Gingiva Modifier materials can be used for individual characterizations.



Delivery forms

IPS® Gingiva Modifier	1 x 10 g	
2		546673
3		546674
4		546675

IPS® Shade V

The ready-mixed IPS® Shade dentin stains in paste form permit subsequent modification of shades on the fired ceramic restoration. Additionally, they can be mixed with the ceramic materials for individual characterizations.



Delivery forms

IPS® Shade V	1 x 3 g	
A1		531777
A2 / A3 / A3.5		531778
A4		531779
B1		531780
B2 / B3 / B4		531781
C1 / C2		531782
C3 / C4		531783
D2 / D3		531784
D4		531785

IPS® Stains-P

These stains in paste form permit easy, individualized characterization of the restorations. The stains may be either directly applied on the ceramic surface or mixed with the ceramic materials. The countless possibilities of mixing the shades ensure virtually unlimited creativity.



Delivery forms

IPS® Stains-P	1 x 3 g	
white		531590
bamboo-beige		531591
caramel-brown		531592
copper-brown		531593
kork-brown		531594
mahogany-brown		531595
azure blue		531596
black		531597
orange		531598
basic yellow		531599
basic red		531600
basic blue		531601

IPS Classic® Add-On Powder

Low-fusing add-on material for IPS Classic® V metal-ceramics. Particularly suitable for small corrections and shape adjustments of fired restorations.



Delivery forms

IPS Classic® Add-On Powder	1 x 20 g	541671
----------------------------	----------	--------

IPS Classic® Glazing Paste

Easy-to-use glazing material in paste form for a true-to-nature gloss on ceramic restorations.



Delivery forms

IPS Classic® Glazing Paste	1 x 3 g	531602
----------------------------	---------	--------

IPS Classic® Glazing/Staining Liquid

Liquid to adjust the consistency of the IPS Classic® Glaze Paste.



Delivery forms

IPS Classic® Glazing/Staining Liquid	1 x 15 ml	529413
--------------------------------------	-----------	--------

IPS Classic® Powder Opaquer Liquid

This liquid is used to mix the IPS Classic V Powder Opaquer.



Delivery forms

IPS Classic® Powder Opaquer Liquid	1 x 60 ml	666173
	1 x 250 ml	666174

IPS Classic® build-up liquid L (long-term)

Build-up liquid "L" has been developed for technicians who require a longer working time, as well as for markets in warmer regions. The liquid contains an additive that raises the boiling point and ensures slower evaporation of the liquid. This results in a prolonged working time while the excellent build-up properties remain unchanged.



Delivery forms

IPS Classic® build-up liquid L	1 x 60 ml	529398
	1 x 250 ml	529402

IPS Classic® build-up liquid N (standard)

This build-up liquid is particularly suitable for technicians who apply the ceramic materials in small portions using a brush. Build-up liquid N provides outstanding stability and demonstrates optimum build-up properties. This material is used by technicians who prefer moist conditions, i.e. no excessive suction. Moreover, build-up liquid N is suitable for everyday use and for most of the layering techniques.



Delivery forms

IPS Classic® build-up liquid N	1 x 60 ml	529397
	1 x 250 ml	529401

Liquids

IPS® Model Sealer

The IPS® Model Sealer is used to seal the plaster model. It seals the stone pores and thus prevents the moisture of the ceramic from being absorbed by the stone.



Delivery forms

IPS® Model Sealer	1 x 50 ml	593401
-------------------	-----------	--------

IPS® Margin Sealer

The IPS® Margin Sealer is used to seal the plaster die when fabricating a ceramic shoulder.



Delivery forms

IPS® Margin Sealer	1 x 20 ml	593402
--------------------	-----------	--------

IPS® Ceramic Separating Liquid

This ceramic separating liquid is used on areas that have been sealed with either the IPS® Model Sealer or the IPS® Margin Sealer liquid. Use of this liquid will ensure a clean separation between the ceramic material and the stone model and/or die.



Delivery forms

IPS® Ceramic Separating Liquid	1 x 15 ml	593403
--------------------------------	-----------	--------

Metal-free veneering ceramics

IPS e.max®

IPS e.max® Ceram Starter Kit

The IPS e.max® Ceram Starter Kit contains the most popular Dentin shades, the corresponding Incisal materials, as well as the necessary processing accessories. The Starter Kit and all the other additional assortments are supplied in a material box and can be supplemented with any other IPS e.max kit and IPS e.max Ceram Art.



Delivery forms

IPS e.max® Ceram Starter Kit A-D	681625
IPS e.max Ceram Dentin, shades: A1, A2, A3, A3.5	1 x 20 g each
IPS e.max Ceram Transpa Incisal, shades: TI 1, TI 2	1 x 20 g each
IPS e.max Ceram Transpa, shades: neutral, clear	1 x 20 g each
IPS e.max Ceram Add-On, shades: Dentin, Incisal	1 x 20 g each
IPS build-up liquid (allround)	1 x 60 ml
IPS Ivocolor Glaze Powder FLUO	1 x 1.8 g
IPS Ivocolor Glaze Paste FLUO	1 x 3 g
IPS Ivocolor Mixing Liquid (allround)	1 x 15 ml
IPS Model Sealer	1 x 50 ml
IPS Ceramic Separating Liquid	1 x 15 ml
IPS e.max Ceram Dentin A-D-material shade guide	1x
IPS e.max Ceram Incisal/Transpa material shade guide	1x

IPS e.max® Ceram Intro Kit (A2)

The IPS e.max® Ceram Intro Kit contains a selection of IPS e.max Ceram materials and liquids in small packaging sizes for the fabrication of the first IPS e.max veneers.



Delivery forms

IPS e.max® Ceram Intro Kit A2	681628
IPS e.max Ceram ZirLiner, shade: 1	1 x 5 g
IPS e.max Ceram Margin, shade: A2	1 x 5 g
IPS e.max Ceram Deep Dentin, shade: A2	1 x 5 g
IPS e.max Ceram Dentin, shade: A2	1 x 5 g
IPS e.max Ceram Transpa Incisal: Shade: TI 1	1 x 5 g
IPS e.max Ceram Transpa, shade: clear	1 x 5 g
IPS e.max Ceram Opal Effect, shades: 1, 3	1 x 5 g each
IPS e.max Ceram Occlusal Dentin, shade: orange	1 x 5 g
IPS e.max Ceram Mamelon, shade: light	1 x 5 g
IPS Ivocolor Essence, shades: white, sunset, mahogany	1 x 1.8 g each
IPS Ivocolor Shade Dentin, shade: SD 1	1 x 3 g
IPS Ivocolor Glaze Powder Fluo	1 x 1.8 g
IPS e.max Ceram ZirLiner Liquid	1 x 15 ml
IPS e.max Ceram Margin Liquid allround	1 x 15 ml
IPS build-up liquid allround	1 x 15 ml
IPS Ivocolor Mixing Liquid allround	1 x 15 ml

IPS e.max® Ceram Power Dentin Kit

The kit includes IPS e.max® Ceram Power Dentin (PD) and IPS e.max Ceram Power Incisal (PI) in the eight most popular A–D shades. They are designed for the fabrication of restorations that require increased brightness. The materials are especially suited for the veneering of translucent frameworks, e.g. zirconium oxide.



Delivery forms

IPS e.max® Ceram Power Dentin Kit	681627
IPS e.max Ceram Power Dentin, shades: A1, A2, A3, A3.5, B1, B2, C1, D2	1 x 20 g each
IPS e.max Ceram Power Incisal, shades: PI 1, PI 2, PI 3	1 x 20 g each

IPS e.max® Ceram Deep Dentin Kit

The Deep Dentin materials with true-to-nature fluorescence, enhanced opacity, and shade saturation ensure that the basic tooth shade is achieved even in very thin layers and thus permit the fabrication of restorations that exhibit lifelike shades. The kit contains the most popular shades (A–D).



Delivery forms

IPS e.max® Ceram Deep Dentin Kit A–D	596834
IPS e.max Ceram Deep Dentin, shades: A1, A2, A3, A3.5, B2, B3, C2, D3	1 x 20 g each
IPS e.max Ceram Deep Dentin A–D material shade guide	1x

IPS e.max® Ceram Impulse Kit

The IPS e.max® Ceram Impulse materials have been designed in accordance with the other Ivoclar veneering materials. A total of 22 Impulse materials for individualized characterizations are available.



Delivery forms

IPS e.max® Ceram Impulse Kit	596835
IPS e.max Ceram Impulse Occlusal Dentin, shades: orange, brown	1 x 20 g each
IPS e.max Ceram Impulse Mamelon, shade: light, yellow-orange, salmon	1 x 20 g each
IPS e.max Ceram Impulse Opal Effect, shades: OE 1, OE 2, OE 3, OE 4, OE 5, violet	1 x 20 g each
IPS e.max Ceram Impulse Transpa, shades: blue, brown-grey, orange-grey	1 x 20 g each
IPS e.max Ceram Impulse Incisal Edge	1 x 20 g
IPS e.max Ceram Impulse Special Incisal, shades: yellow, grey	1 x 20 g each
IPS e.max Ceram Impulse Inter Incisal, shade: white-blue	1 x 20 g
IPS e.max Ceram Impulse Cervical Transpa, shades: yellow, orange-pink, khaki, orange	1 x 20 g each
IPS e.max Ceram Impulse materia shade guide	1x

IPS e.max® Ceram Gingiva Kit

A total of 12 Gingiva ceramic materials and a liner for lifelike gingiva parts, particularly in the fabrication of implant-supported restorations. Five lifelike gingival materials that are used in combination with the four Intensive Gingiva and three Essence powders, depending on the desires of the patient. IPS e.max® Ceram ZirLiner Gingiva is included for use in conjunction with zirconium oxide.



Delivery forms

IPS e.max® Ceram Gingiva Kit	602316
IPS e.max Ceram ZirLiner Gingiva	1 x 5 g
IPS e.max Ceram Gingiva, shades: 1, 2, 3, 4, 5	1 x 20 g each
IPS e.max Ceram Intensive Gingiva, shades: 1, 2, 3, 4	1 x 20 g each
IPS e.max Ceram Essence, shades: rose, berry, aubergine	1 x 5 g each
IPS e.max Ceram Gingiva shade guide	1x

IPS e.max® Ceram Selection Kit

IPS e.max® Ceram Selection Kit comprises twelve Enamel and Effect materials that are especially designed to give professionals more room for creativity and individuality in the layering technique. The materials are used in combination with the existing IPS e.max Ceram materials. The renowned dental technicians Oliver Brix (Germany), August Bruguera (Spain) and Gérald Ubassy (France) have substantially shaped the concept on which IPS e.max Ceram Selection is based. The specially shaded materials and their application are the result of many years of successful work with IPS e.max Ceram.



Delivery forms

IPS e.max® Ceram Selection Kit	684732
IPS e.max Ceram Special Enamel, shades: acqua, citrine, honey, apricot, quartz, diamond	1 x 5 g each
IPS e.max Ceram Light Reflector, shades: cream, salmon, silk	1 x 5 g each
IPS e.max Ceram Light Absorber, shades: fog, lavender, taupe	1 x 5 g each

IPS e.max® Ceram ZirLiner

- ✓ **IPS e.max® Ceram ZirLiner 1-4**
Used to provide white zirconium oxide frameworks with a shaded character. They help adjust the framework shade to the basic ingot and/or block shade (Medium Opacity) of IPS e.max Press and IPS e.max CAD.
- ✓ **IPS e.max® Ceram ZirLiner clear**
Used for shaded zirconium oxide frameworks, for Bleach shades, as well as to mix with IPS e.max Ceram Intensive ZirLiner.



Delivery forms

IPS e.max® Ceram ZirLiner	1 x 5 g
1	596839
2	596840
3	596841
4	596842
clear	596843

IPS e.max® Ceram ZirLiner	1 x 20 g
1	605492
2	605493
3	605494
4	605495
clear	609434

IPS e.max® Ceram Margin

The IPS e.max® Ceram Margin (A–D) materials exhibit true-to-nature cervical fluorescence and are used for the fabrication of ceramic shoulders on IPS e.max ZirCAD frameworks. Due to the difference in the firing temperature to the dentin and incisal materials, the Margin materials demonstrate excellent firing stability.



Delivery forms

IPS e.max® Ceram Margin	1 x 20 g	
BL1		602452
A1		596873
A2		596874
A3		596875
C2		596883

IPS e.max® Ceram Deep Dentin

The IPS e.max® Ceram Deep Dentin materials with true-to-nature fluorescence, enhanced opacity, and shade saturation ensure that the basic tooth shade is achieved even if space is limited and thus permit the fabrication of restorations that exhibit lifelike shades. Furthermore, the materials are used to intensify the chroma and to accommodate the gingiva in the pontic area to achieve a harmonious shade transition between the gingiva and the cervical area.



Delivery forms

IPS e.max® Ceram Deep Dentin	1 x 20 g	
BL1		602454
BL4		602455
A1		596918
A2		596919
A3		596920
A3.5		596921
A4		596922
B1		596923
B2		596924
B3		596925
B4		596926
C1		596927
C2		596928
C3		596929
C4		596930
D2		596931
D3		596932
D4		596933

IPS e.max® Ceram Power Dentin

IPS e.max® Ceram Power Dentin materials exhibit a higher level of opacity and brightness compared with conventional dentin materials. They are particularly recommended for use on translucent substructures.



Delivery forms

IPS e.max® Ceram Power Dentin	1 x 20 g	
BL1		681347
BL2		681348
BL3		681349
BL4		681350
A1		681328
A2		681329
A3		681330
A3.5		681331
A4		681332
B1		681333
B2		681334

B3	681335
B4	681336
C1	681337
C2	681338
C3	681339
C4	681340
D2	681341
D3	681342
D4	681343

IPS e.max® Ceram Dentin

The IPS e.max® Ceram Dentin materials have been designed in such a way that easy and reliable shade reproduction can be achieved irrespective of the material used for the substructure. The high stability and excellent modelling properties enable quick and uncomplicated layering.



Delivery forms

IPS e.max® Ceram Dentin	1 x 20 g	
BL1		602456
BL2		602457
BL3		602458
BL4		602459
A1		596958
A2		596959
A3		596960
A3.5		596961
A4		596962
B1		596963
B2		596964
B3		596965
B4		596966
C1		596967
C2		596968
C3		596969
C4		596970
D2		596971
D3		596972
D4		596973

IPS e.max® Ceram Dentin	1 x 100 g	
A1		605497
A2		605498
A3		605499
A3.5		605500
A4		605501
B1		605502
B2		605503
B3		605504
B4		605505
C1		605506
C2		605507
C3		605508
C4		605509
D2		605510
D3		605511
D4		605512

IPS e.max® Ceram Power Incisal

The IPS e.max® Ceram Power Incisal materials have been developed taking nature as the standard. In combination with the Power Dentin materials, the correct A-D shade can be achieved on translucent frameworks.



Delivery forms

IPS e.max® Ceram Power Incisal	1 x 20 g	
BL		681351
1		681344
2		681345
3		681346

IPS e.max® Ceram Transpa

The non-shaded Transpa materials are available in two gradations. Depending on customer demands and patient requirements, the Transpa materials may be used alone or mixed with other materials.



Delivery forms

IPS e.max® Ceram Transpa	1 x 20 g	
clear		596998
neutral		596999
IPS e.max® Ceram Transpa	1 x 20 g	
clear		605518
neutral		605519

IPS e.max® Ceram Incisal/Transpa Incisal

IPS e.max® Ceram Incisal and Transpa Incisal demonstrate a slight fluorescence and opalescence similar to natural enamel. The high stability and excellent modelling properties enable a quick and true-to-detail layering of natural-looking incisal edges and occlusal surfaces.



Delivery forms

IPS e.max® Ceram Incisal	1 x 20 g	
BL		602460
1		596975
2		596976
3		596977
IPS e.max® Ceram Transpa Incisal	1 x 20 g	
1		596979
2		596980
3		596981
IPS e.max® Ceram Transpa Incisal	1 x 100 g	
1		605514
2		605515
3		605516

IPS e.max® Ceram Impulse Occlusal Dentin

The Occlusal Dentin materials are available in two different shades. They are used as the shade basis for the occlusal surface and to intensify the chroma.



Delivery forms

IPS e.max® Ceram Impulse Occlusal Dentin	1 x 20 g	
orange		596983
brown		596984

IPS e.max® Ceram Impulse Mamelon

The Mamelon materials are available in three different shade gradations. They demonstrate high opacity and excellent masking capabilities even when applied in very thin layers. Depending on the working habits of the user, these materials are applied in thin lines on the reduced dentin. In this way, an individualized appearance of the incisal third is achieved.



Delivery forms

IPS e.max® Ceram Impulse Mamelon	1 x 20 g	
light		596986
yellow-orange		596987
salmon		596988

IPS e.max® Ceram Impulse Incisal Edge

This material is used to achieve what is known as the halo effect, which is caused in natural teeth by the light refraction at the incisal edge.



Delivery forms

IPS e.max® Ceram Impulse Incisal Edge	1 x 20 g	596996
---------------------------------------	----------	--------

IPS e.max® Ceram Impulse Opal Effect

The Opal Effect materials are available in six shade gradations. Starting with Opal Effect 1 – with naturally enhanced opalescence and simultaneous high translucency – the brightness value between Opal Effect 2 and Opal Effect 4 is continuously increased. Opal Effect 5 then demonstrates the typical opal shade. The Opal Effect violet material is used to reduce the brightness value in the incisal area.



Delivery forms

IPS e.max® Ceram Impulse Opal Effect	1 x 20 g	
1		596990
2		596991
3		596992
4		596993
5		596994
violet		596995

IPS e.max® Ceram Impulse Transpa

The Transpa materials are available in three shade variations. They are used to accurately reproduce transparent areas in full detail, particularly in the incisal third.



Delivery forms

IPS e.max® Ceram Impulse Transpa	1 x 20 g	
Blue		597000
Brown-grey		597001
Orange-grey		597002

IPS e.max® Ceram Impulse Special Incisal

The Special Incisal materials are used to intensify the shade effect in the incisal area. They may be applied either directly or as an intermediate layer between dentin and incisal.



Delivery forms

IPS e.max® Ceram Impulse Special Incisal	1 x 20 g	
Yellow		597004
Grey		597005

IPS e.max® Ceram Impulse Inter Incisal

Inter Incisal is a special incisal material, which is used to increase the brightness value in the incisal third or if the brightness value of the incisal area is high and space is limited.



Delivery forms

IPS e.max® Ceram Impulse Inter Incisal	1 x 20 g	
White-blue		597006

IPS e.max® Ceram Impulse Cervical Transpa

With the shaded Cervical Transpa materials, a lifelike in-depth effect is achieved in the cervical third. Compared to conventional Transpa materials, these special materials demonstrate a slightly higher fluorescence.



Delivery forms

IPS e.max® Ceram Impulse Cervical Transpa	1 x 20 g	
Yellow		597008
Orange-pink		597009
Khaki		597010
Orange		597011

IPS e.max® Ceram Gingiva

A total of 12 Gingiva ceramic materials for lifelike gingiva designs, particularly in the fabrication of implant-supported restorations.

Five lifelike gingival materials can be used in combination with the 4 intensive Gingiva and 3 Essence powders to suit the individual preferences of the patient. IPS e.max® Ceram ZirLiner Gingiva is especially designed for use in conjunction with zirconium oxide.



Delivery forms

IPS e.max® Ceram ZirLiner Gingiva	1 x 5 g	605475
IPS e.max® Ceram Essence	1 x 5 g	
20 rose		605477
21 berry		605478
22 aubergine		605479
IPS e.max® Ceram Gingiva	1 x 20 g	
1		605481
2		605482
3		605483
4		605484
5		605485
BG34		681357
IPS e.max® Ceram Intensive Gingiva	1 x 20 g	
1		605487
2		605488
3		605489
4		605490
5		681358

IPS e.max® Ceram Selection

- ✓ **Special Enamel**
The six Special Enamel materials are differently shaded Enamel materials that feature an enamel-like translucency.
- ✓ **Light Reflector**
The three Light Reflector materials are light reflecting Effect materials.
- ✓ **Light Absorber**
The three Light Absorber materials are light absorbing Effect materials.



Delivery forms

IPS e.max® Ceram Selection Special Enamel	1 x 5 g	
Aqua		684720
Citrine		684721
Honey		684722
Apricot		684723
Quartz		684724
Diamond		684725
IPS e.max® Ceram Selection Light Reflector	1 x 5 g	
Cream		684726
Salmon		684727
Silk		684728
IPS e.max® Ceram Selection Light Absorber	1 x 5 g	
Fog		684729
Lavender		684730
Taupe		684731

IPS e.max® Ceram Essence

The 19 Essence powders with the "1-for-3" effect are used for internal characterizations, for mixing with other IPS e.max® Ceram powders and for applying final external surface characterizations. The very fine powders demonstrate different degrees of fluorescence, depending on their shade.



Delivery forms

IPS e.max® Ceram Essence	1 x 5 g	
01 white		597013
02 creme		597014
03 lemon		597015
04 sunset		597016
05 copper		597017
06 hazel		597018
07 olive		597019
08 khaki		597020
09 emerald		597021
10 terracotta		597022
11 mahogany		597023
12 cappuccino		597024
13 espresso		597025
14 terra		597026
15 profundo		597027
16 ocean		597028
17 sapphire		597029
18 anthracite		597030
19 black		597031

IPS e.max® Ceram Shade

- ✓ The five **IPS e.max® Ceram Shades** in A-D- and Chromascop® shades are used for final shade modifications of IPS e.max restorations and for the wash firing.
- ✓ The two **IPS e.max® Ceram Shades Incisal** materials are especially suitable for fully anatomical restorations (e.g. IPS e.max ZirPress). They are used to imitate the incisal area and they provide the incisal third with optical translucency and an in-depth effect.



Delivery forms

IPS e.max® Ceram Shade	1 x 3 g	
0		597033
1		597034
2		597035
3		597036
4		597037
I1		597038
I2		597039

IPS e.max® Ceram Glaze

- ✓ **IPS e.max® Ceram Glaze** is available in both a paste form and a powder form. Glazing material is applied to all areas of the restoration that have been veneered with IPS e.max Ceram and thus exhibit sufficient fluorescence due to the veneering material.
- ✓ **IPS e.max® Ceram Glaze FLUO** is also available in the proven paste form and in powder form. The fluorescent glazing materials are used in those areas of the restoration that have not been veneered with IPS e.max Ceram. Additionally, they are applied to frameworks that show no or very little fluorescence and for which fully or partially anatomical reduction has been carried out.
- ✓ **IPS e.max® Ceram Glaze Spray**
For the easy and fast glazing of full-contour pressed/milled or layered IPS e.max restorations (the spray must not be applied on IPS e.max CAD when in its uncrystallized "blue" state).



Delivery forms

IPS e.max® Ceram Glaze Paste	1 x 3 g	597041
Glaze Paste FLUO		597042
IPS e.max® Ceram Glaze Powder	1 x 5 g	597044
Glaze Powder FLUO		597045
IPS e.max® Ceram Glaze Spray	1 x 120 ml	609433AN

IPS e.max® Ceram Add-On

IPS e.max® Ceram Add-On materials are available in three shades. Depending on individual requirements, users may select between a Margin, Dentin, and Incisal shade and opacity. The pre-shaded Add-On materials make it even easier to apply adjustments.



Delivery forms

IPS e.max® Ceram Add-On	1 x 20 g	
BL		602461
Margin		597047
Dentin		597048
Incisal		597049

IPS e.max® Ceram ZirLiner build-up liquid

The IPS e.max® Ceram ZirLiner build-up liquid allround is exclusively used to mix the IPS e.max Ceram ZirLiner powders. The ZirLiner Liquid provides the materials with a creamy and ductile consistency and thus enables an easy and efficient application of the ZirLiner. If a different consistency is desired, the liquid may also be mixed with the other IPS e.max Ceram Liquids in any mixing ratio.



Delivery forms

IPS e.max® Ceram ZirLiner build-up liquid	1 x 60 ml	
Allround		597050

IPS e.max® Ceram Margin build-up liquid

The IPS e.max® Ceram Margin build-up liquid is available as an allround liquid. It allows the consistency to be adjusted to enable conventional margin processing and drying.



Delivery forms

IPS e.max® Ceram Margin build-up liquid	1 x 60 ml	
Allround		597052

IPS® build-up liquid

The IPS® build-up liquids are suitable for both IPS e.max® Ceram and IPS Style® Ceram. They are available in two versions:

- ✓ **allround:** suitable for adjusting the consistency for conventional processing and drying
- ✓ **soft:** for shorter processing times and faster drying



Delivery forms

IPS® build-up liquid	1 x 60 ml	
Allround		673375
Soft		673376
IPS® build-up liquid	1 x 250 ml	
Allround		673377
Soft		673378

IPS e.max® Ceram Glaze and Stain Liquid

IPS e.max® Ceram Glaze and Stain Liquids are available in two different versions:

- ✓ With the **allround liquid**, a consistency suitable for conventional processing and drying is achieved. Powders mixed with allround liquid feature a shorter processing time (approx. 1/2 day).
- ✓ With the **longlife liquid**, a slightly pasty consistency is achieved. Powders mixed with longlife liquid can be used over a longer period of time (approx. 1 week).



Delivery forms

IPS e.max® Ceram Glaze and Stain Liquid	1 x 15 ml	
Allround		597058
Longlife		597059

IPS e.max® Ceram material shade guides

The shade guides of the IPS e.max® Ceram materials are an integral part of the product concept. The shade guides and the individual shade tabs can be sterilized in an autoclave to prevent cross-contamination in the oral cavity. The dentin shade tabs feature a textured surface and anatomical shape for light refraction purposes. The other shade tabs are slightly wedge shaped to better illustrate the translucency of the individual materials.

The individual attachments and holders of the IPS e.max Ceram shade guides are coloured light grey to differentiate them from the shade guides of other materials (e.g. IPS d.SIGN®, IPS InLine®).



Delivery forms

IPS e.max® Ceram material shade guides	1 x each	
IPS e.max Ceram ZirLiner		597069
IPS e.max Ceram Margin A-D		597071
IPS e.max Ceram Deep Dentin A-D		597073
IPS e.max Ceram Power Dentin/Incisal		681621
IPS e.max Ceram Dentin A-D		597276
IPS e.max Ceram Incisal/Transpa		597074
IPS e.max Ceram Impulse		597075
IPS e.max Ceram Essence		597076
IPS e.max Ceram Bleach BL		602463
IPS e.max Ceram Gingiva		602464
IPS e.max Ceram Selection		685944

Universal stains and glazes

IPS e.max® Ceram Art

IPS e.max® Ceram Art Essence/Shade Assortment

Glaze and stain pastes for glazing and characterization in the white esthetic area.



Delivery forms

IPS e.max® Ceram Art Essence/Shade Assortment	767450
IPS e.max Ceram Art Magic Glaze FLUO	1 x 3 g
IPS e.max Ceram Art Essence, shades: white, cream, lemon, sunset, copper, khaki, mahogany, anthracite	1 x 3 g each
IPS e.max Ceram Art Shade Dentin, shades: 1 (BL), 2 (A), 3 (B), 4 (C), 5 (D)	1 x 3 g each
IPS e.max Ceram Art Shade Incisal, shades: 1, 2	1 x 3 g each
IPS e.max Ceram Art Universal Liquid	1 x 60 ml

IPS e.max® Ceram Art Illusion Structure Assortment

Glaze, Illusion and structure pastes for glazing and characterization in the white esthetic area.



Delivery forms

IPS e.max® Ceram Art Illusion Structure Assortment	767451
IPS e.max Ceram Art Magic Glaze FLUO	1 x 3 g
IPS e.max Ceram Art Illusion Mamelon, shades: reddish-orange, light salmon	1 x 5 g each
IPS e.max Ceram Art Illusion Opal, shades: light-blue, sky-blue, night-blue	1 x 5 g each
IPS e.max Ceram Art Illusion Halo, shades: ivory, ocher	1 x 5 g each
IPS e.max Ceram Art Illusion Enamel, shade: pearl	1 x 5 g
IPS e.max Ceram Art Illusion Absorber, shades: light-violet, fog, quartz	1 x 5 g each
IPS e.max Ceram Art Illusion Cervical, shades: yellow-pink, nude	1 x 5 g each
IPS e.max Ceram Art Shade Dentin, shades: 2 (A), 3 (B)	1 x 3 g each
IPS e.max Ceram Art Structure, shades: neutral, cloud	1 x 5 g each
IPS e.max Ceram Art Universal Liquid	1 x 60 ml

IPS e.max® Ceram Art Gingiva Illusion & Structure Assortment

Glaze, Illusion gingiva and gingiva structure pastes for glazing and characterization in the red esthetic area.



Delivery forms

IPS e.max® Ceram Art Illusion & Structure Assortment		767452
IPS e.max Ceram Art Magic Glaze	1 x 3 g	
IPS e.max Ceram Art Illusion Gingiva Base, shades: rose, pink, orange-pink	1 x 5 g each	
IPS e.max Ceram Art Illusion Gingiva, shades: soft-mauve, intense-mauve, light-margin, dark-margin, soft-bone, intense-bone, capillary, fibers, intense-red	1 x 5 g each	
IPS e.max Ceram Art Structure Gingiva, shades: soft-pink, pink	1 x 5 g each	
IPS e.max Ceram Art Universal Liquid	1 x 60 ml	

IPS e.max® Ceram Art Magic Glaze

- **IPS e.max® Ceram Art Magic Glaze FLUO paste** is designed for use on monolithic tooth-coloured restorations made of zirconium oxide (ZrO₂) and lithium disilicate (LS₂).
- **IPS e.max® Ceram Art Magic Glaze paste** is designed for use on gingival areas made of zirconium oxide (ZrO₂) or lithium disilicate (LS₂) and on ceramic veneering materials.



Delivery forms

IPS e.max® Ceram Art Magic Glaze FLUO	1 x 3 g	767420
	1 x 9 g	767422
IPS e.max® Ceram Art Magic Glaze	1 x 3 g	767421
	1 x 9 g	767423

IPS e.max® Ceram Art Essence

IPS e.max® Ceram Art Essence pastes are highly pigmented and can be applied to the restoration for individualized surface characterization.



Delivery forms

IPS e.max® Ceram Art Essence	1 x 3 g
white	767378
cream	767379
lemon	767380
sunset	767381
copper	767382
khaki	767383
mahogany	767384
anthracite	767385

IPS e.max® Ceram Art Shade

IPS e.max® Ceram Art Shade pastes are used for adjusting the shade of ceramic restorations to match A-D and Bleach shades.

IPS e.max Ceram Art Shade Incisal 1 and Incisal 2 are incisal materials designed to enhance depth and translucency.



Delivery forms

IPS e.max® Ceram Art Shade	1 x 3 g
Dentin 1 (BL)	767456
Dentin 2 (A)	767457
Dentin 3 (B)	767458
Dentin 4 (C)	767459
Dentin 5 (D)	767460
Incisal 1	767461
Incisal 2	767462

IPS e.max® Ceram Art Illusion Mamelon

IPS e.max® Ceram Art Illusion Mamelon pastes are intensely coloured pastes designed for the representation of mamelon structures. They are applied to accentuate the dentin structure in the incisal third.



Delivery forms

IPS e.max® Ceram Art Illusion Mamelon	1 x 5 g
reddish-orange	767424
light-salmon	767425

IPS e.max® Ceram Art Illusion Opal

IPS e.max® Ceram Art Illusion Opal are specially shaded pastes designed to reproduce the dynamic light-optical properties of natural teeth in the enamel area.



Delivery forms

IPS e.max® Ceram Art Illusion Opal	1 x 5 g
light-blue	767426
sky-blue	767427
night-blue	767428

IPS e.max® Ceram Art Illusion Halo

IPS e.max® Ceram Art Illusion Halo pastes are used to reproduce the halo effect, a natural optical phenomenon created by light reflection at the incisal edge of natural teeth.



Delivery forms

IPS e.max® Ceram Art Illusion Halo	1 x 5 g
ivory	767429
ocher	767430

IPS e.max® Ceram Art Illusion Enamel

IPS e.max® Ceram Art Illusion Enamel paste is applied to increase the value (brightness) in the incisal third and along the marginal ridges to create a butterfly effect.



Delivery forms

IPS e.max® Ceram Art Illusion Enamel	1 x 5 g
pearl	767431

IPS e.max® Ceram Art Illusion Absorber

IPS e.max® Ceram Art Illusion Absorber pastes are light-absorbing materials used to lower the value (brightness) in the incisor region and to create areas of light absorption in the incisal and cervical thirds as well as along the proximal surfaces.



Delivery forms

IPS e.max® Ceram Art Illusion Absorber	1 x 5 g	
light-violet		767432
fog		767433
quartz		767434

IPS e.max® Ceram Art Illusion Cervical

IPS e.max® Ceram Art Illusion Cervical pastes help create a natural transition between the restoration and gingiva.



Delivery forms

IPS e.max® Ceram Art Illusion Cervical	1 x 5 g	
yellow-pink		767435
nude		767436

IPS e.max® Ceram Art Illusion Gingiva Base

IPS e.max® Ceram Art Illusion Gingiva Base pastes are used to build up the bulk of the gingival tissue, with the shade selected to match the particular gingival phenotype.



Delivery forms

IPS e.max® Ceram Art Illusion Gingiva Base	1 x 5 g	
rose		767437
pink		767438
orange-pink		767439

IPS e.max® Ceram Art Illusion Gingiva mauve

IPS e.max® Ceram Art Illusion Gingiva pastes in mauve are primarily used for effect characterization in the reproduction of dark gingival tissue (phenotype – purple/brown). In addition, they can be employed to simulate the intense purple vascular structure at the end of the alveolar mucosa.



Delivery forms

IPS e.max® Ceram Art Illusion Gingiva	1 x 5 g	
Gingiva soft-mauve		767440
Gingiva intense-mauve		767441

IPS e.max® Ceram Art Illusion Gingiva bone

IPS e.max® Ceram Art Illusion Gingiva bone pastes are applied in the root region of the gingiva to simulate the appearance of the underlying bone showing through the attached gingiva.



Delivery forms

IPS e.max® Ceram Art Illusion Gingiva	1 x 5 g	
soft-bone		767442
intense-bone		767443

IPS e.max® Ceram Art Illusion Gingiva capillary, fibers, intense-red

IPS e.max® Ceram Art Illusion Gingiva pastes in intense red are used in gingival areas requiring an increased reddish tone, such as areas with vascularization.



Delivery forms

IPS e.max® Ceram Art Illusion Gingiva	1 x 5 g	
capillary		767444
fibers		767445
intense-red		767448

IPS e.max® Ceram Art Illusion Gingiva margin

IPS e.max® Ceram Art Illusion Gingiva margin pastes can be used to characterize the marginal gingiva and interdental papillae.



Delivery forms

IPS e.max® Ceram Art Illusion Gingiva	1 x 5 g	
light-margin		767446
dark-margin		767447

IPS e.max® Ceram Art Structure

Fluorescent IPS e.max® Ceram Art Structure pastes can be easily layered over characterized and glazed restorations to create subtle three-dimensional shade effects and achieve natural macro- and microstructures as well as surface texture.



Delivery forms

IPS e.max® Ceram Art Structure	1 x 5 g	
neutral		767416
cloud		767417

IPS e.max® Ceram Art Structure Gingiva

Non-fluorescent IPS e.max® Ceram Art Structure Gingiva pastes can be layered over characterized and glazed gingival areas to create a subtle three-dimensional shade effect and to reproduce natural macro- and microstructures as well as texture on the surface of the gingiva.



Delivery forms

IPS e.max® Ceram Art Structure Gingiva	1 x 5 g	
soft-pink		767418
pink		767419

IPS e.max® Ceram Art Universal Liquid

IPS e.max® Ceram Art Universal Liquid is a fluid for diluting the following pastes: IPS e.max Ceram Art Magic Glaze, Shade, Essence, Illusion and Illusion Gingiva.



Delivery forms

IPS e.max Ceram Art Universal Liquid

15 ml	767449
60 ml	767463

IPS Ivocolor®

IPS Ivocolor® Intro Kit

IPS Ivocolor® is a universal array of stains and glazes designed for use in conjunction with all IPS ceramic materials.

The IPS Ivocolor Intro Kit contains a small selection of materials to allow users to get familiar with them.



Delivery forms

IPS Ivocolor® Intro Kit	740321AN
IPS Ivocolor Essence, shades: E 01 white, E 04 sunset, E 10 mahogany	1 x 1.8 g each
IPS Ivocolor Shade Dentin, shade: SD2	1 x 3 g
IPS Ivocolor Shade Incisal, shade: SI1	1 x 3 g
IPS Ivocolor Glaze Powder	1 x 1.8 g
IPS Ivocolor Glaze Paste FLUO	1 x 3 g
IPS Ivocolor Mixing Liquid (longlife)	1 x 15 ml

IPS Ivocolor® Starter Kit

IPS Ivocolor® is a universal array of stains and glazes designed for use in conjunction with all IPS ceramic materials.

The IPS Ivocolor Starter Kit comprises the most popular Shade pastes and Essence powders as well as a glaze paste, a glaze powder, two mixing liquids and two material shade guides. The IPS Ivocolor Starter Kit is supplied in a storage box and can be individually supplemented with other products.



Delivery forms

IPS Ivocolor® Starter Kit	667649
IPS Ivocolor Essence, shades: E 01 white, E 02 creme, E 10 mahogany, E 17 anthracite, E 21 basic red	1 x 1.8 g each
IPS Ivocolor Shade Dentin, shades: SD1, SD2, SD4	1 x 3 g each
IPS Ivocolor Shade Incisal, shade: SI1	1 x 3 g
IPS Ivocolor Glaze Powder	1 x 1.8 g
IPS Ivocolor Glaze Paste	1 x 3 g
IPS Ivocolor Mixing Liquid (allround)	1 x 15 ml
IPS Ivocolor Essence Fluid	1 x 15 ml
IPS Ivocolor Shade Guide Essence	1x
IPS Ivocolor Dentin/Incisal	1x

IPS Ivocolor® Essence Kit

The IPS Ivocolor® Essence Kit contains all the IPS Ivocolor Essence shade powders, glaze powders and the accompanying mixing liquids. The assortment includes an IPS Ivocolor Essence material shade guide.



Delivery forms

IPS Ivocolor® Essence Kit	667650
IPS Ivocolor Essence, shades: E 01 white, E 02 creme, E 03 lemon, E 04 sunset, E 05 copper, E 06 hazel, E 07 olive, E 08 khaki, E 09 terracotta, E 10 mahogany, E 11 cappuccino, E 12 espresso, E 13 terra, E 14 profundo, E 15 ocean, E 16 sapphire, E 17 anthracite, E 18 black, E 19 rose, E 20 coral, E 21 basic red, E 22 basic yellow, E 23 basic blue	1 x 1.8 g each
IPS Ivocolor Glaze Powder	1 x 1.8 g
IPS Ivocolor Glaze Powder FLUO	1 x 1.8 g
IPS Ivocolor Mixing Liquid (allround)	1 x 15 ml
IPS Ivocolor Essence Fluid	1 x 15 ml
IPS Ivocolor Shade Guide Essence	1x

IPS Ivocolor® Shade Kit

The IPS Ivocolor® Shade Kit comprises nine Shade Dentin pastes, three Shade Incisal pastes as well as glaze pastes and mixing liquids. In addition, the kit includes an IPS Ivocolor Shade material shade guide.



Delivery forms

IPS Ivocolor® Shade Kit	667651
IPS Ivocolor Shade Dentin, shades: SD0, SD1, SD2, SD3, SD4, SD5, SD6, SD7, SD8	1 x 3 g each
IPS Ivocolor Shade Incisal, shades: SI1, SI2, SI3	1 x 3 g each
IPS Ivocolor Glaze Paste	1 x 3 g
IPS Ivocolor Glaze Paste FLUO	1 x 3 g
IPS Ivocolor Mixing Liquid (allround)	1 x 15 ml
IPS Ivocolor Mixing Liquid (longlife)	1 x 15 ml
IPS Ivocolor Shade Guide Dentin/Incisal	1x

IPS Ivocolor® Essence

IPS Ivocolor® Essence consists of 23 shade powders that are used for adjusting the brightness of layering materials, for shade characterizations in the layering technique and for surface characterizations when using IPS ceramic materials. The powders exhibit varying levels of fluorescence, depending on their shade.



Delivery forms

IPS Ivocolor® Essence	1 x 1.8 g	
E 01 white		667652
E 02 creme		667653
E 03 lemon		667654
E 04 sunset		667655
E 05 copper		667656
E 06 hazel		667657
E 07 olive		667658
E 08 khaki		667659
E 09 terracotta		667660
E 10 mahogany		667661
E 11 cappuccino		667662
E 12 espresso		667663
E 13 terra		667664
E 14 profundo		667665
E 15 ocean		667666
E 16 sapphire		667667
E 17 anthracite		667668
E 18 black		667669
E 19 rose		667670
E 20 coral		667671
E 21 basic red		667672
E 22 basic yellow		667673
E 23 basic blue		667674

IPS Ivocolor® Shade

- ✓ **Nine IPS Ivocolor® Shade Dentin pastes** are available for shade adaptations according to the A-D and Chromascop shade guide.
- ✓ **Three IPS Ivocolor Shade Incisal pastes** are available for the customization of the incisal area.



Delivery forms

IPS Ivocolor® Shade	1 x 3 g	
SD0		667675
SD1		667676
SD2		667677
SD3		667678
SD4		667679
SD5		667680
SD6		667681
SD7		667682
SD8		667813
IPS Ivocolor® Shade Incisal	1 x 3 g	
SI1		667683
SI2		667684
SI3		667685

IPS Ivocolor® Glaze

- ✓ **IPS Ivocolor® Glaze Paste** is a new thixotropic glaze paste delivering a high degree of gloss in only one firing cycle. The glaze is available with or without fluorescence and is compatible with all IPS ceramics.
- ✓ **IPS Ivocolor Glaze Powder** impresses users with its excellent mixing and handling behaviour and is ideally suited for the glazing of layering ceramics.



Delivery forms

IPS Ivocolor® Glaze Powder	1 x 1.8 g	667686
	1 x 5 g	667687
IPS Ivocolor® Glaze Powder FLUO	1 x 1.8 g	667688
	1 x 5 g	667689
IPS Ivocolor® Glaze Paste	1 x 3 g	667690
	1 x 9 g	667691
IPS Ivocolor® Glaze Paste FLUO	1 x 3 g	667692
	1 x 9 g	667693

IPS Ivocolor® Mixing Liquids

The IPS Ivocolor® Mixing Liquids are suitable for mixing and diluting all IPS Ivocolor powder and paste materials.

- ✓ **IPS Ivocolor Mixing Liquid allround** has a low viscosity. Mixed powders remain applicable for a limited period of time (approx. ½ day).
- ✓ **IPS Ivocolor Mixing Liquid longlife** produces a higher viscosity and remains applicable for a longer period of time (approx. 1 week).



Delivery forms

IPS Ivocolor® Mixing Liquid allround	1 x 15 ml	667694
IPS Ivocolor® Mixing Liquid longlife	1 x 15 ml	667695

IPS Ivocolor® Essence Fluid

IPS Ivocolor® Essence Fluid is only suitable for mixing IPS Ivocolor Essence materials. Mixing the shade powders with IPS Ivocolor Essence Fluid results in a paste-like consistency.



Delivery forms

IPS Ivocolor® Essence Fluid	1 x 15 ml	667696
-----------------------------	-----------	--------

IPS Ivocolor® material shade guide



Delivery forms

IPS Ivocolor® Shade Guide Dentin/Incisal	1 x	668544
IPS Ivocolor® Shade Guide Essence	1 x	668575

Press ceramics

IPS e.max® Press

IPS e.max® Press is the clinically proven, reliable and versatile lithium disilicate press ceramic. It combines high strength and natural esthetics with efficient processing, making it the ideal solution for demanding restorations in both digital and analog workflows.

IPS e.max Press is used for the fabrication of highly esthetic single-tooth restorations (veneers, inlays, onlays, crowns), bridges in the anterior and premolar region as well as for hybrid abutments and hybrid abutment crowns. The material excels in terms of light dynamics and precise fit.

The press ingots are available in five translucency levels (HT, MT, LT, MO, HO) and as Impulse ingots. Polychromatic Multi ingots are also available. Monochromatic and Impulse ingots are available in two sizes, Multi ingots in one size.

The IPS e.max Press Multi ingot delivers outstanding esthetics in just one step. The integrated progression of shade and translucency results in restorations with a highly natural transition from dentin to incisal, without requiring an additional layering step. IPS e.max Press Multi produces efficient, reproducible results with impressive esthetics, particularly in anterior restorations.

IPS e.max Press can be seamlessly integrated into digital workflows via the Digital Press Design workflow. This approach combines the precision of CAD-based design with the proven benefits of press technology. The burnout wax pattern is milled from a wax disc or fabricated by means of 3D printing, significantly reducing manual working steps in the dental laboratory.

The subsequent processing is carried out using the conventional press technique in a Programat press furnace. IPS Ivocolor, IPS e.max Ceram Art or IPS e.max Ceram can be used for individual characterization or layering. This offers the ideal balance of efficiency, function and esthetics – for high-quality all-ceramic solutions made from lithium disilicate.



IPS e.max® Press Multi (polychromatic) ingots

Multi ingots are ideal for esthetic veneers and crowns with a natural shade progression from dentin to incisal. They are available in Bleach BL as well as A–D shades.



Delivery forms

IPS e.max® Press Multi	1 x 5 each	
BL2		638638
A1		638036
A2		638147
A3		638148
A3.5		638149
B1		638151
B2		638152
C1		638155
C2		638156
D2		638159

IPS e.max® Press HT (High Translucency) ingots

Thanks to their high translucency, HT ingots are ideal for the fabrication of smaller restorations such as inlays. They are available in 16 A–D and 4 Bleach BL shades.



Delivery forms

IPS e.max® Press HT	1 x 5 each	
BL1		626352
BL2		626353
BL3		626354
BL4		626355
A1		626320
A2		626321
A3		626322
A3.5		626323
A4		626324
B1		626325
B2		626326
B3		626327
B4		626328
C1		626329
C2		626330
C3		626331
C4		626332
D2		626333
D3		626334
D4		626335

IPS e.max® Press HT L	1 x 3 each	
BL1		626356
BL2		626357
BL3		626358
BL4		626359
A1		626336
A2		626337
A3		626338
A3.5		626339
A4		626340
B1		626341
B2		626342
B3		626343
B4		626344
C1		626345
C2		626346
C3		626347
C4		626348
D2		626349
D3		626350
D4		626351

IPS e.max® Press MT (Medium Translucency) ingots

MT ingots are suitable for the staining and cut-back technique and offer higher brightness than HT restorations and greater translucency than LT restorations. They are available in selected Bleach BL as well as A–D shades.



Delivery forms

IPS e.max® Press MT	je 1 x 5	
BL2		668891
BL3		668770
BL4		668771
A1		668756
A2		668757
A3		668758
A3.5		716625
B1		668759
B2		668760
C1		668761
C2		716626
D2		668762

IPS e.max® Press MT L	je 1 x 3	
BL2		668892
BL3		668772
BL4		668773
A1		668763
A2		668764
A3		668765
A3.5		711981
B1		668766
B2		668767
C1		668768
C2		716624
D2		668769

IPS e.max® Press LT (Low Translucency) ingots

Due to their lower translucency, LT ingots are suitable for larger restorations (e.g. posterior crowns) and impress with natural brightness and chroma. They are available in 16 A–D shades and 4 Bleach shades.



Delivery forms

IPS e.max® Press LT	1 x 5 each	
BL1		605293
BL2		605294
BL3		605295
BL4		605296
A1		605273
A2		605274
A3		605275
A3.5		605276
A4		626306
B1		605277
B2		605278
B3		605279
B4		626307
C1		626308
C2		605280
C3		626309
C4		626310
D2		626311
D3		605281
D4		626312

IPS e.max® Press LT L	1 x 3 each	
BL1		605298
BL2		605299
BL3		605300
BL4		605301
A1		605283
A2		605284
A3		605285
A3.5		605286
A4		626313
B1		605287
B2		605288
B3		605289
B4		626314
C1		626315
C2		605290
C3		626316
C4		626317
D2		626318
D3		605291
D4		626319

IPS e.max® Press MO (medium opacity) ingots

Due to their opacity, MO ingots are suitable for the fabrication of frameworks on slightly discoloured preparations.

The ingots are shaded according to specific group shades and available in the shades MO 0 to MO 4.



Delivery forms

IPS e.max® Press MO	1 x 5 each	
0		596756
1		596757
2		596758
3		596759
4		596760
IPS e.max® Press MO L	1 x 3 each	
0		596762
1		596763
2		596764
3		596765
4		596766

IPS e.max® Press HO (high opacity) ingots

HO ingots are suitable for the fabrication of frameworks on severely discoloured preparations and available in three shades.



Delivery forms

IPS e.max® Press HO	1 x 5 each	
0		596753
1		626302
2		626303
IPS e.max® Press HO L	1 x 3 each	
0		596754
1		626304
2		626305

IPS e.max® Press Impulse ingots

Impulse ingots are suitable for producing veneers for bright teeth that require an opalescent effect.



Delivery forms

IPS e.max® Press Impulse	1 x 5 each	
0pal 1		635560
0pal 2		635561
IPS e.max® Press Impulse L	1 x 3 each	
0pal 1		635569
0pal 2		635570

Investment materials

IPS® PressVEST Premium

IPS® PressVEST Premium is a universal, phosphate-bonded investment material designed for use in conjunction with Ivoclar press ceramics.



Delivery forms

IPS® PressVEST Premium		
Powder	1 x 2.5 kg	685585AN
	1 x 5 kg	685586AN
Liquid	1 x 500 ml	685587
	1 x 1 l	685588

Accessories

IPS® Multi Wax Pattern Form A / Form B

The IPS® Multi Wax Patterns are designed for spruing the wax-up to the ring base when using IPS e.max® Press Multi ingots.



Delivery forms

IPS® Multi Wax Pattern Form A	1x 80	638163
IPS® Multi Wax Pattern Form B	1x 80	638164

IPS® Multi investment system 200 g

IPS® Multi ring base 200 g for processing IPS e.max® Press Multi ingots.



Delivery forms

IPS® Multi investment system 200 g	3x	638606
------------------------------------	----	--------

IPS® Multi One-Way-Plunger

The IPS® Multi One-Way Plunger 200 g is a disposable precision plunger which is required for pressing IPS e.max® Press Multi ingots.



Delivery forms

IPS® Multi One-Way Plunger	50x	637042
----------------------------	-----	--------

IPS® Multi Sprue Guide 200 g

The IPS® Multi Sprue Guide 200 g assists in ensuring the correct spruing of the objects to be pressed.

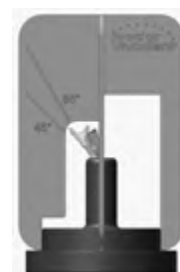


Delivery forms

IPS® Multi Sprue Guide 200 g	1x	637007
------------------------------	----	--------

IPS® Sprue Guide

IPS® Sprue Guide assists in ensuring the correct spruing of the objects to be pressed.



Delivery forms

IPS® Sprue Guide		
100 g	1x	598993
200 g	1x	598994

IPS® investment system

The IPS® investment ring system comprises a ring gauge and a ring base and is used for spruing contoured restorations.



Delivery forms

IPS® investment ring system		
Investment ring base		
Investment gauge		
100 g	3 x 1	597060
200 g	3 x 1	597061

IPS® silicone ring

The IPS® silicone rings are used in combination with the IPS investment ring system.



Delivery forms

IPS® silicone ring	1 x each	
100 g		590113AN
200 g		590114AN

IPS® Alox plunger

The IPS® Alox plunger is used for the pressing of IPS e.max® Press ingots.



Delivery forms

IPS® Alox plunger	2x	597062
-------------------	----	--------

IPS® Alox plunger separator

The IPS® Alox plunger separator prevents the ingot from sticking to the Alox plunger during pressing and cooling.



Delivery forms

IPS® Alox plunger separator	1 x 200 mg	597063
-----------------------------	------------	--------

IPS® investment ring tongs

The IPS® investment ring tongs are designed for the safe loading and handling of investment rings.



Delivery forms

IPS® investment ring tongs	1x	554073
----------------------------	----	--------

IPS e.max® Press Invex Liquid

IPS e.max Press Invex Liquid is used for removing the surface reaction layer.



Delivery forms

IPS e.max® Press Invex Liquid	1 x 1 l	597064
IPS e.max® Press Invex jar (empty)	1x	628336

IPS e.max® Press / IPS e.max® CAD material shade guide

The shade guides for the ceramic press and CAD materials facilitate the shade matching procedure. The shade guides and the individual shade tabs can be sterilized in an autoclave to prevent cross-contamination in the oral cavity. The shade tabs show the final shade, i.e. the shade of the material after the pressing or crystallization process. In this way, they can be used to check the shade and the quality of the crystallization process when using IPS e.max® CAD.



Delivery forms

IPS e.max® Press H0/M0 material shade guide	1x	597065
IPS e.max® CAD M0 material shade guide	1x	597067
IPS e.max® Press / IPS e.max CAD LT material shade guide	1x	605523
IPS e.max® Press / IPS e.max CAD HT material shade guide	1x	613998
IPS e.max® Press / IPS e.max CAD MT material shade guide	1x	680311

CAD/CAM blocks

IPS e.max® CAD

Lithium disilicate glass-ceramics (LS₂)

IPS e.max® CAD is the best-selling glass-ceramic^[1] worldwide. The material enables the efficient fabrication of full-contour restorations. It is distinguished by its flexibility, versatile field of applications and processing options and its high strength of 530 MPa.^[2]

Both its esthetic properties and durability have been confirmed in everyday clinical practice.^[3-5]

Processing options:

"Blue" restorations can be:

- polished and crystallized
- glazed and crystallized in a single step
- stained, glazed and crystallized in a single step

Types of restorations:

- Minimally invasive crowns (1 mm)^[6]
- crowns
- Three-unit bridges (up to the second premolar as the terminal abutment)
- Implant-supported hybrid abutment restorations (hybrid abutments^[7], hybrid abutment crowns)
- Veneers and occlusal veneers
- Inlays, onlays, partial crowns

Benefits:

- ✓ Excellent esthetics and high flexural strength of 530 MPa^[2]
- ✓ 95.2% average survival rate over a period of 15 years^[8]
- ✓ Efficient grinding of posterior crowns in only 08:07 minutes^[9]
- ✓ Speed crystallization in 11:10 minutes in the Programat® CS6^[10] or approx. 14:10 minutes in the CEREC® SpeedFire^[10]
- ✓ Broad spectrum of restorations for your chairside CAD/CAM applications
- ✓ 10-year guarantee
- ✓ Suitable for conventional, adhesive or self-adhesive cementation techniques

Block sizes^[7]:

- 6 (I12, C14, C16, B32, B40 and B40L) and 2 abutment block sizes (A14, A16)

Translucency levels^[7]:

- 4 levels and 2 Impulse blocks (HT – High Translucency, MT – Medium Translucency, LT – Low Translucency, MO – Medium Opacity)

Shades^[7]:

- Comprehensive range of shades: in A–D and BL shades (the range of shades varies depending on the translucency level), see page 128-133.



Delivery forms

Refill IPS e.max® CAD blocks

see pages 128–133

Authorized CAD/CAM systems:

✓ Ivoclar:

- PrograMill® PM3 / PM5 / PM7
- Zenotec® select hybrid

✓ Amann Girrbach:

- ceramill® mikro ic,
- ceramill® motion 2 / motion 3 / drs
- ceramill® matik / matron

✓ Planmeca:

- PlanMill® 30 S / 40 / 40 S

✓ Dentsply Sirona:

- inLab® MC XL / MC X5
- CEREC® MC / MC X / MC XL / Primemill

✓ VHF

- Z4
- E4
- N4+

^[1] Based on global sales figures.

^[2] Average biaxial flexural strength, Outcome after more than 10 years of ongoing quality testing, R&D Ivoclar, Schaan.

^[3] Fasbinder D. J et al., Study report, 2017b.

^[4] Rauch A et al., Clin. Oral Investig. 2018, 22, p. 1763-1769.

^[5] Boldt J, Spitznagel F. A, Dtsch. Zahnärztl. Z. 2017, 72 (4), p. 319-325.

^[6] Long-term clinical evidence and the material's high strength allows the recommendation for crowns with a minimum layer thickness of 1 mm in combination with an adhesive cementation method.

^[7] The offering varies, depending on the CAD/CAM system being used.


^[8] Scientific Report: IPS e.max Vol. 04/2025, p. 7.

^[9] Average grinding time of three posterior crowns, 08:07 minutes (CEREC Primemill, fast grinding mode), followed by superspeed crystallization in the Programat CS6, 11:10 minutes (HT, MT, LT / glaze spray or polishing technique), maximal two restorations, R&D Ivoclar, Schaan.

^[10] Programat CS6, super-speed crystallization, 11:10 minutes, IPS e.max CAD HT, MT, LT, IPS e.max CAD Crystall./Glaze Spray or polishing technique (self glaze), a maximum of two restorations, R&D Ivoclar, Schaan.


Blocks for CEREC®/inLab®
Refills

Shades												
BL1	BL2	BL3	BL4	A1	A2	A3	A3.5	A4	B1	B2	B3	B4

Translucency level 


Given their high translucency, HT blocks are ideally suited for the fabrication of small restorations (e.g. inlays, onlays). Restorations made from HT blocks demonstrate high translucency and are used for restorations that require more brightness than MT restorations and more natural appearance than LT restorations.

Size	Quantity	626423	626424	626425	626426	626391	626392	626393	626394	626395	626396	626397	626398	626399
I12	1 x 5 each													
C14	1 x 5 each	626427	626428	626429	626430	626407	626408	626409	626410	626411	626412	626413	626414	626415
B40	1 x 3 each		634603			634586	634587	634588	634589		634591	634592		
B40L	1 x 3 each		648957			648870	648871	648942	648943		648945	648946		
	1x	Shade guide ⁽¹⁾ (autoclavable) 613998												

Translucency level 


MT blocks demonstrate medium translucency and are used for restorations that require more brightness than HT restorations and more natural appearance than LT restorations.

Size	Quantity	680032	680033	680034	680028	680029	680030	680031
C14	1 x 5 each							
	1x	Shade guide ⁽¹⁾ (autoclavable) 680311						

Translucency level 


Given their low translucency, LT blocks are ideal for the fabrication of larger restorations (e.g. posterior crowns). Restorations made from LT blocks demonstrate low translucency and are used for restorations that require more natural appearance than HT restorations and more natural appearance than MT restorations.

Size	Quantity	605338	605339	605340	605341	605318	605319	605320	605321	626377	605322	605323	605324	626378
I12	1 x 5 each													
C14	1 x 5 each	605343	605344	605345	605346	605328	605329	605330	605331	626384	605332	605333	605334	626379
C16	1 x 5 each		648221			648188	648189	648190	648191		648193	648194		
A14 (S)	1 x 5 each		678882			678784	678785	678866	678867		678868	678869		
A14 (L)	1 x 5 each		678883			678873	678874	678875	678876		678877	678878		
A16 (S)	1 x 5 each		645595			644367	644368	644369	644370		644372	644373		
A16 (L)	1 x 5 each		645599			644383	644385	644386	644387		644389	644390		
B32	1 x 3 each		648225			648204	648205	648206	648207		648209	648210		
	x	Shade guide ⁽¹⁾ (autoclavable) 605523												

Translucency level 

Given their particular opacity, M0 blocks are ideally suited for the fabrication of frameworks on slightly discoloured preparations.

Size	Quantity	0	1	2
C14	1 x 5 each	596797	596798	596799
A14 (S)	1 x 5 each	644357	644358	644359
A14 (L)	1 x 5 each	644362	644363	644364
	1x	Shade guide (autoclavable) 597067		

Translucency level 

The Impulse blocks result in restorations that demonstrate pronounced opalescent properties. The opalescent blocks are available in two shades.

Size	Quantity	01 (Opal)
C14	1 x 5 each	637793
	1x	Shade guide (autoclavable) 597067

Abbreviations: I = Inlay, C = Crown, B = Bridge, A = Abutment, (S) and (L) = Interface size
⁽¹⁾ At natural lighting conditions. Artificial-generated UV or UV-like light may result in a different impression.
⁽²⁾ The cut-back technique must not be applied on thin anterior veneers and occlusal veneers.
⁽³⁾ Only up to the second premolar as the terminal abutment.
⁽⁴⁾ Up to the second premolar.
⁽⁵⁾ Shade guide for IPS e.max CAD/IPS e.max Press.
 CEREC® and inLab® are not registered trademarks of Ivoclar Vivadent AG.

IPS e.max® CAD
Lithium disilicate glass-ceramics (LS₂)

4	C1	C2	C3	C4	D2	D3	D4
---	----	----	----	----	----	----	----

Types of restorations								
Occlusal veneers [2]	Thin veneers [2]	Veneers	Inlays, onlays	Partial crowns	Crowns	3-unit bridges	Hybrid abutments	Hybrid abutment crowns

HT (High Translucency)

made from HT blocks blend in naturally with their surroundings due to their chameleon effect.^[1]

399	626400	626401	626402	626403	626404	626405	626406
415	626416	626417	626418	626419	626420	626421	626422
	634595	634596			634599		
	648949	648950			648953		

✓	✓	✓	✓	✓	✓			
---	---	---	---	---	---	--	--	--

MT (Medium Translucency)

more translucency than LT restorations.

--	--	--	--	--	--	--	--

✓	✓	✓	✓	✓	✓			
---	---	---	---	---	---	--	--	--

LT (Low Translucency)

LT blocks impress with their brightness and chroma.

378	626379	605325	626380	626381	626382	605326	626383
385	626386	605335	626387	626388	626389	605336	626390
	648197	648198			648201		
	678870	678871			678872		
	678879	678880			678881		
	644376	644377			644380		
	644393	644394			644397		
	648213	648214			648217		

		✓		✓	✓	✓ ^[3]	✓	✓
--	--	---	--	---	---	------------------	---	---

MO (Medium Opacity)

3	4
596800	596801
644360	644361
644365	644366

					✓ ^[4]		✓	
--	--	--	--	--	------------------	--	---	--

Impulse


two versions with different opalescence values (Opal 1, Opal 2). The blocks are suitable for the fabrication of light veneers that require an opalescent effect.

O2 (Opal)
637794

✓	✓	✓						
---	---	---	--	--	--	--	--	--


Blocks for PlanMill®
Refills

Shades											
BL1	BL2	BL3	BL4	A1	A2	A3	A3.5	A4	B1	B2	B3

Translucency level 


Given their high translucency, HT blocks are ideally suited for the fabrication of small restorations (e.g. inlays, onlays). Restorations made from HT blocks demonstrate high translucency and are used for restorations that require more brightness than MT restorations and more opalescence than LT restorations.

Size	Quantity	665880	665881	665882	665883	665848	665849	665850	665851	665852	665853	665854	665855
I12	1 x 5 each	665884	665885	665886	665887	665864	665865	665866	665867	665868	665869	665870	665871
C14	1 x 5 each												
	1x	Shade guide^[4] (autoclavable) 613998											

Translucency level 


MT blocks demonstrate medium translucency and are used for restorations that require more brightness than HT restorations and more opalescence than LT restorations.

Size	Quantity	680039	680040	680041	680035	680036	680037	680038
C14	1 x 5 each							
	1x	Shade guide^[2] (autoclavable) 680311						

Translucency level 

Given their low translucency, LT blocks are ideal for the fabrication of larger restorations (e.g. posterior crowns). Restorations made from LT blocks demonstrate low translucency and are used for restorations that require more opalescence than HT and MT restorations.

Size	Quantity	665832	665833	665834	665835	665768	665769	665770	665771	665772	665773	665774	665775
I12	1 x 5 each	665836	665837	665838	665839	665784	665785	665786	665787	665788	665789	665790	665791
C14	1 x 5 each		665841			665800	665801	665802	665803		665805	665806	
C16	1 x 5 each		665845			665816	665817	665818	665819		665821	665822	
B32	1 x 3 each												
	1x	Shade guide^[4] (autoclavable) 605523											

Translucency level 

The Impulse blocks result in restorations that demonstrate pronounced opalescent properties. The opalescent blocks are available in two shades.

Size	Quantity	01 (Opal)
C14	1 x 5 each	665763
	1x	Shade guide (autoclavable) 597067

Abbreviations: I = Inlay, C = Crown, B = Bridge

^[1] At natural lighting conditions. Artificial-generated UV or UV-like light may result in a different impression.

^[2] The cut-back technique must not be applied on thin anterior veneers and occlusal veneers.

^[3] Only up to the second premolar as the terminal abutment.

^[4] Shade guide for IPS e.max CAD/IPS e.max Press.

PlanMill® is not a registered trademark of Ivoclar Vivadent AG.

IPS e.max® CAD

Lithium disilicate glass-ceramics (LS₂)

B4	C1	C2	C3	C4	D2	D3	D4
----	----	----	----	----	----	----	----

Types of restorations						
Occlusal veneers [2]	Thin veneers [2]	Veneers	Inlays, onlays	Partial crowns	Crowns	3-unit bridges

HT (High Translucency)

From HT blocks blend in naturally with their surroundings due to their chameleon effect.^[1]

665856	665857	665858	665859	665860	665861	665862	665863
665872	665873	665874	665875	665876	665877	665878	665879

✓	✓	✓	✓	✓	✓	
---	---	---	---	---	---	--

MT (Medium Translucency)

More translucency than LT restorations.

--	--	--	--	--	--	--	--

✓	✓	✓	✓	✓	✓	
---	---	---	---	---	---	--

LT (Low Translucency)

LT blocks impress with their brightness and chroma.

665776	665777	665778	665779	665780	665781	665782	665783
665792	665793	665794	665795	665796	665797	665798	665799
	665809	665810			665813		
	665825	665826			665829		

		✓		✓	✓	✓ ^[3]
--	--	---	--	---	---	------------------






Impulse

Two versions with different opalescence values (Opal 1, Opal 2). The blocks are suitable for the fabrication of light veneers that require an opalescent effect.

02 (Opal)
665764

✓	✓	✓				
---	---	---	--	--	--	--

Blocks for PrograMill®
Refills

		Shades											
		BL1	BL2	BL3	BL4	A1	A2	A3	A3.5	A4	B1	B2	B3
Translucency level		Given their high translucency, HT blocks are ideally suited for the fabrication of small restorations (e.g. inlays, onlays). Restorations made from HT blocks demonstrate high brightness and are used for restorations that require more brightness than HT restorations and more brightness than HT restorations.											
	Size Quantity	686559	686560	686561	686562	686563	686564	686565	686566	686567	686568	686569	686570
I12	1 x 5 each	686579	686580	686581	686582	686583	686584	686585	686586	686587	686588	686589	686590
C14	1 x 5 each												
	1x	Shade guide ⁽⁵⁾ (autoclavable) 613998											
Translucency level		MT blocks demonstrate medium translucency and are used for restorations that require more brightness than HT restorations and more brightness than HT restorations.											
	Size Quantity	686552	686553	686554	686555	686556	686557				686558		
C14	1 x 5 each												
	1x	Shade guide ⁽⁵⁾ (autoclavable) 680311											
Translucency level		Given their low translucency, LT blocks are ideal for the fabrication of larger restorations (e.g. posterior crowns). Restorations made from LT blocks demonstrate low brightness and are used for restorations that require more brightness than HT restorations and more brightness than HT restorations.											
	Size Quantity	686512	686513	686514	686515	686516	686517	686518	686519	686520	686521	686522	686523
C14	1 x 5 each		686532			686533	686534	686535	686536		686537	686538	
C16	1 x 5 each												
B32	1 x 3 each		686542			686543	686544	686545	686546		686547	686548	
	1x	Shade guide ⁽⁵⁾ (autoclavable) 605523											
Translucency level		Given their particular opacity, M0 blocks are ideally suited for the fabrication of frameworks on slightly discoloured preparations.											
	Size Quantity	0				1				2			
C14	1 x 5 each	686507				686508				686509			
	1x	Shade guide(autoclavable) 597067											
Translucency level		The Impulse blocks result in restorations that demonstrate pronounced opalescent properties. The opalescent blocks are available in two shades.											
	Size Quantity	01 (Opal)											
C14	1 x 5 each	686505											
	1x	Shade guide(autoclavable) 597067											

Abbreviations: I = Inlay, C = Crown, B = Bridge

⁽¹⁾ At natural lighting conditions. Artificial-generated UV or UV-like light may result in a different impression.

⁽²⁾ The cut-back technique must not be applied on thin anterior veneers and occlusal veneers.

⁽³⁾ Only up to the second premolar as the terminal abutment.

⁽⁴⁾ Up to the second premolar.

⁽⁵⁾ Shade guide for IPS e.max CAD/IPS e.max Press.

IPS e.max® CAD

Lithium disilicate glass-ceramics (LS₂)

B4	C1	C2	C3	C4	D2	D3	D4
----	----	----	----	----	----	----	----

Types of restorations						
Occlusal veneers ^[2]	Thin veneers ^[2]	Veneers	Inlays, onlays	Partial crowns	Crowns	3-unit bridges

HT (High Translucency)

Restorations from HT blocks blend in naturally with their surroundings due to their chameleon effect.^[1]

0	686571	686572	686573	686574	686575	686576	686577	686578
0	686591	686592	686593	686594	686595	686596	686597	686598

✓	✓	✓	✓	✓	✓	
---	---	---	---	---	---	--

MT (Medium Translucency)

Restorations have a medium translucency than LT restorations.

--	--	--	--	--	--	--	--

✓	✓	✓	✓	✓	✓	
---	---	---	---	---	---	--

LT (Low Translucency)

Restorations from LT blocks impress with their brightness and chroma.

3	686524	686525	686526	686527	686528	686529	686530	686531
		686539	686540			686541		
		686549	686550			686551		

		✓		✓	✓	✓ ^[3]
--	--	---	--	---	---	------------------

MO (Medium Opacity)

	3	4
	686510	686511

					✓ ^[4]	
--	--	--	--	--	------------------	--

Impulse

Restorations are available in two versions with different opalescence values (Opal 1, Opal 2). The blocks are suitable for the fabrication of light veneers that require an opalescent effect.

	02 (Opal)
	686506

✓	✓	✓				
---	---	---	--	--	--	--

IPS e.max® ZirCAD

Zirconium oxide ceramics (ZrO₂)

IPS e.max ZirCAD allows dental professionals to produce esthetic, monolithic zirconia restorations efficiently in the dental practice with the help of efficient speed sintering programs.

Two groups of materials combined into one – this is what makes IPS e.max ZirCAD MT Multi special: translucent 5Y-TZP zirconium oxide provides high translucency for the incisal zone and the more opaque 4Y-TZP zirconium oxide provides high stability in the dentin zone.

In addition, the material features a gradual progression of shade and translucency, consisting of 60% dentin, 20% transition and 20% incisal zone. This distribution reflects the natural progression from dentin to incisal and imparts natural esthetic appearance to the restorations, even if no characterizations are applied.^[3]

Processing options:

After the sintering procedure, restorations can be

- glazed and fired
- optionally: stained, glazed and fired
- polished

Types of restorations:

- Crowns
- Three-unit bridges

Benefits:

- ✓ High strengths of 1200 MPa (LT^[1]) and 850 MPa (MT Multi^[2]) allow reduced wall thicknesses and conservative preparation methods.
- ✓ Natural progression of shade and translucency deliver true-to-nature esthetic results in conjunction with MT Multi^[3]
- ✓ Natural fluorescence can be achieved with IPS e.max CAD Crystall./Glaze Fluo paste^[3]
- ✓ Conventional, adhesive or self-adhesive cementation

Block sizes:

- 2 (C17 and B45)

Translucency levels:

- LT (Low Translucency) and MT Multi (Medium Translucency)

Shades:

- 8 (BL or BL1, A1, A2, A3, B1, B2, C2, D2)

Authorized CAD/CAM systems:

- ✓ **Dentsply Sirona:**
 - inLab® MC XL
 - CEREC® MC / MC X / MC XL / Primemill
- ✓ **Planmeca:**
 - PlanMill® 30 S / 40 / 40 S



Delivery forms

Refill IPS e.max® ZirCAD blocks

see p. 135

^[1] Typical mean value of biaxial flexural strength, R&D Ivoclar, Schaan.

^[2] Dentin, typical mean value of biaxial flexural strength, R&D Ivoclar, Schaan.

^[3] At natural lighting conditions. LED-generated UV or UV-like light may result in a different impression.

CEREC®, inLab® and PlanMill® are not registered trademarks of Ivoclar Vivadent AG.

Refills

IPS e.max® ZirCAD									
Zirconium oxide ceramics (ZrO ₂)									
Shades								Types of restorations	
BL or BL1 ⁽¹⁾	A1	A2	A3	B1	B2	C2	D2	Crowns	3-unit bridges

Blocks for CEREC®/inLab®

Translucency level		MT Multi (Medium Translucency)									
Progression of shade and translucency from dentin to incisal is ideally designed for crowns and bridges.											
Size	Quantity	694517	694521	694522	694523	694526	694527	694531	694534	✓	✓
C17	je 1 x 5	694537	694541	694542	694543	694546	694547	694551	694554		
B45	je 1 x 3										
Translucency level		LT (Low Translucency)									
Given their low translucency, LT blocks are ideally suited for posterior crowns or bridges.											
C17	je 1 x 5	686192	686193	686194	686195	686196	686197	686198	686199	✓	✓
B45	je 1 x 3	686200	686201	686202	686203	686204	686205	686206	686207		

Blocks for PlanMill®

Translucency level		MT Multi (Medium translucency)									
Progression of shade and translucency from dentin to incisal is ideally designed for crowns and bridges.											
C17	1 x 5 each	694597	694601	694602	694603	694606	694607	694611	694614	✓	✓
B45	1 x 3 each	694617	694621	694622	694623	694626	694627	694631	694634		
Translucency level		LT (Low Translucency)									
Given their low translucency, LT blocks are ideally suited for posterior crowns or bridges.											
C17	1 x 5 each	686216	686217	686218	686219	686220	686221	686222	686223	✓	✓
B45	1 x 3 each	686224	686225	686226	686227	686228	686229	686230	686231		

Abbreviations: C = Crown, B = Bridge

⁽¹⁾ MT Multi is available in shade BL1, and LT is available in shade BL.

IPS Empress® CAD

Leucite glass-ceramics

IPS Empress CAD restorations have been in clinical use for decades. Due to the pronounced chameleon effect and natural fluorescence^[1] the material faithfully mimics the natural appearance of teeth.

IPS Empress CAD is known for exceptional esthetics and can be polished to a high gloss quickly and easily: grind – polish – done.

The innovative polychromatic IPS Empress CAD Multi block is a special highlight in this range. The block features a natural progression of shade and fluorescence from dentin to incisal.^[1]

Processing options:

After the grinding process, the restorations can be:

- polished
- optionally: stained, glazed

Types of restorations:

- Crowns
- Inlays, onlays, partial crowns
- Veneers

Benefits:

- ✓ Highly esthetic restorations, efficiently created
- ✓ Material with a flexural strength of 185 MPa^[2] that has been in clinical use for decades
- ✓ Optimum adjustment to the natural tooth structure due to the chameleon effect

Block sizes:

- 4 (I10, I12, C14, C14 L)

Translucency levels:

- 2 and Multi block (HT – High Translucency, LT – Low Translucency)

Shades:

- Comprehensive range of shades: available in A–D and BL shades (the range of shades varies depending on the translucency level and block size) see page 137

Authorized CAD/CAM systems:

- ✓ **Ivoclar:**
 - PrograMill® PM3 / PM5 / PM7
 - Zenotec® select hybrid
- ✓ **Amann Girrbach:**
 - ceramill® motion 2 / motion 3 / drs
 - ceramill® matik
- ✓ **Planmeca:**
 - PlanMill® 30 S / 40 / 40 S
- ✓ **Dentsply Sirona:**
 - inLab® MC XL / MC X5
 - CEREC® MC / MC X / MC XL / Primemill



Delivery forms

Refill IPS Empress® CAD blocks

see p. 137

^[1] At natural lighting conditions. LED-generated UV or UV-like light may result in a different impression.

^[2] Average biaxial flexural strength; outcome after more than 10 years of ongoing quality testing, R&D Ivoclar, Schaan.

CEREC®, inLab®, PlanMill® und ceramill® are not registered trademarks of Ivoclar Vivadent AG.

Tetric® CAD

Composite

Tetric CAD is an esthetic composite block for the efficient fabrication of single-tooth restorations (flexural strength: 272 MPa^[1]).

Due to the pronounced chameleon effect, Tetric CAD restorations blend in with the residual tooth structure in an optically pleasing manner.^[2]

The restoration is polished after milling and then seated using an adhesive cementation protocol. This processing technique is very efficient and leads to an esthetic result quickly and easily.

Processing options:

After the grinding process, the restorations can be:

- polished
- optionally: characterized

Types of restorations:

- Veneers
- Inlays
- Onlays (e.g. occlusal veneers, partial crowns)
- Crowns

Benefits:

- ✓ Natural integration into the oral environment due to the unique chameleon effect^[2]
- ✓ Excellent polishability and intraoral repairability
- ✓ Easy and efficient processing
- ✓ Stability in limited layer thicknesses; restorations with thinly tapered margins possible
- ✓ Durable bond due to coordinated luting system

Block sizes:

- C14

Translucency levels:

- 2 (HT – High Translucency, MT – Medium Translucency)

Shades:

- 5 (BL, A1, A2, A3, A3,5; the shade offering varies, depending on the translucency level)

Authorized CAD/CAM systems:

- ✓ **Ivoclar:**
 - PrograMill® PM3 / PM5 / PM7 / One
 - Zenotec® select hybrid
- ✓ **Amann Girrbach:**
 - ceramill® motion 2 / motion 3 / drs
 - ceramill® matik
- ✓ **Planmeca:**
 - PlanMill® 30 S / 40 / 40 S
- ✓ **Dentsply Sirona:**
 - inLab® MC XL / MC X5
 - CEREC® MC / MC X / MC XL / Primemill



Delivery forms

Refill Tetric® CAD blocks

see p. 139

^[1] Typical mean value of biaxial flexural strength, R&D Ivoclar, Schaan.

^[2] At natural lighting conditions. LED-generated UV or UV-like light may result in a different impression.

CEREC®, inLab®, PlanMill® and ceramill® are not registered trademarks of Ivoclar Vivadent AG.

Refills

Tetric® CAD composite							
Shades					Types of restorations		
BL	A1	A2	A3	A3.5	Veneers	Inlays, onlays (e.g. partial crowns, occlusal veneers)	Crowns

Blocks for CEREC®/inLab®

Translucency level		HT (High Translucency)						
Size	Quantity	Higher translucency and chameleon effect, lower brightness value						
C14	1 x 5 each		692148	692149	692150	692151	✓	✓
Translucency level		MT (Medium Translucency)						
Size	Quantity	Lower translucency and chameleon effect, higher brightness value						
C14	1 x 5 each	692156	692152	692153	692154	692155	✓	✓

Blocks for PlanMill®

Translucency level		HT (High Translucency)						
Size	Quantity	Higher translucency and chameleon effect, lower brightness value						
C14	1 x 5 each		692167	692168	692169	692170	✓	✓
Translucency level		MT (Medium Translucency)						
Size	Quantity	Lower translucency and chameleon effect, higher brightness value						
C14	1 x 5 each	692175	692171	692172	692173	692174	✓	✓

Blocks for PrograMill®

Translucency level		HT (High Translucency)						
Size	Quantity	Higher translucency and chameleon effect, lower brightness value						
C14	1 x 5 each		692186	692187	692188	692189	✓	✓
Translucency level		MT (Medium Translucency)						
Size	Quantity	Lower translucency and chameleon effect, higher brightness value						
C14	1 x 5 each	692194	692190	692191	692192	692193	✓	✓

Abbreviations: I = Inlay, C = Crown

Telio® CAD

Cross-linked PMMA material

Telio CAD are cross-linked PMMA blocks for the efficient fabrication of long-term temporaries (flexural strength: 135 MPa^[1]).

As a result of an optimized manufacturing process, the restorations feature a smooth surface that can be quickly and efficiently polished.

Processing options:

After the milling process, the restorations can be

- polished
- optionally: characterized

Types of restorations:

- Temporary crowns
- Temporary bridges with up to two connected pontics
- Implant-supported temporary hybrid abutment crowns

Benefits:

- ✓ High material homogeneity and process reliability result in fewer mixing errors and air entrapments compared with conventional methods
- ✓ Durable shade stability and lifelike fluorescence^[2]
- ✓ Excellent polishability
- ✓ Economical fabrication of temporaries

Block sizes^[4]:

- 3 (A16, B40 L, B55)

Translucency levels:

- 1 (LT – Low Translucency)

Shades:

- 9 (BL3, A1, A2, A3, A3,5, B1, B3, C2, D2)

Authorized CAD/CAM systems:

- ✓ **Planmeca:**
 - PlanMill® 30 S / 40 / 40 S
- ✓ **Dentsply Sirona:**
 - inLab® MC XL
 - CEREC® MC X / MC XL / Primemill



Delivery forms

Refill Telio® CAD blocks

see p. 141

^[1] Typical mean value of biaxial flexural strength, R&D Ivoclar, Schaan.

^[2] At natural lighting conditions. LED-generated UV or UV-like light may result in a different impression.

^[3] With up to two connected pontics

^[4] The offer varies depending on the CAD/CAM system.

CEREC®, inLab® and PlanMill® are not registered trademarks of Ivoclar Vivadent AG.

Refills

Telio® CAD										
Cross-linked PMMA material										
Shades									Types of restorations	
BL3	A1	A2	A3	A3.5	B1	B3	C2	D2		
									Crowns	Temporary bridges ⁽¹⁾
										Temporary hybrid abutment crowns

Blocks for CEREC®/inLab®

Translucency level		LT (Low Translucency)											
Size	Quantity	Restorations made from LT blocks impress with their lifelike brightness value and chroma. ⁽²⁾											
A16 (S)	1 x 3 each	665518	665519	665520	665521	665522	665523	684501	684502	684503			✓
A16 (L)	1 x 3 each	665524	665525	665526	665527	665528	665529	684504	684505	684506			
B40 L	1 x 3 each	627718	627719	627720	627721	627722	627723	684489	684490	684491	✓	✓	
B40 L	1 x 9 each	627726	627727	627728	627729	627730	627731	684492	684493	684494	✓	✓	
B55	1 x 3 each	627824	627825	627826	627827	627828	627829	684498	684499	684500	✓	✓	

Blocks for PlanMill®

Translucency level		LT (Low Translucency)											
Size	Quantity	Restorations made from LT blocks impress with their lifelike brightness value and chroma. ⁽²⁾											
B40 L	1 x 3 each	665612	665613	665614	665615	665616	665617	684477	684478	684479	✓	✓	
B40 L	1 x 9 each	665618	665619	665620	665621	665622	665623	684480	684481	684482	✓	✓	
B55	1 x 3 each	665606	665607	665608	665609	665610	665611	684486	684487	684488	✓	✓	

Abbreviations: B = Bridge, A = Abutment, (S or SD) and (L or MD) = Interface size

Implant prosthetics

From temporary to permanent restoration

The IPS e.max® CAD and Telio® CAD blocks feature a pre-fabricated interface to facilitate direct cementation to a titanium bonding base. So, implant-supported hybrid abutments and hybrid abutment crowns can be created at chairside using clinically proven products.^[1-4]

Cementation is achieved with the self-curing Multilink® Hybrid Abutment luting composite.

Types of restorations:

- **Telio CAD**
Implant-supported temporary hybrid abutment crowns
- **IPS e.max CAD**
Implant-supported hybrid solutions (hybrid abutments, hybrid abutment crowns)^[4]

Benefits:

- **Telio CAD**
 - ✓ Straightforward design of the emergence profile^[3,4]
 - ✓ Visualization of the permanent prosthetic solution
- **IPS e.max CAD^[4]**
 - ✓ Esthetic restoration due to tooth-coloured hybrid abutments
 - ✓ Hybrid abutment crown (2-in-1) offers functionality and efficiency^[1,3]
 - ✓ Good biocompatibility with oral soft tissues^[1]

Block sizes:

- 2 (A14 and A16) and 2 interface sizes

Translucency levels:

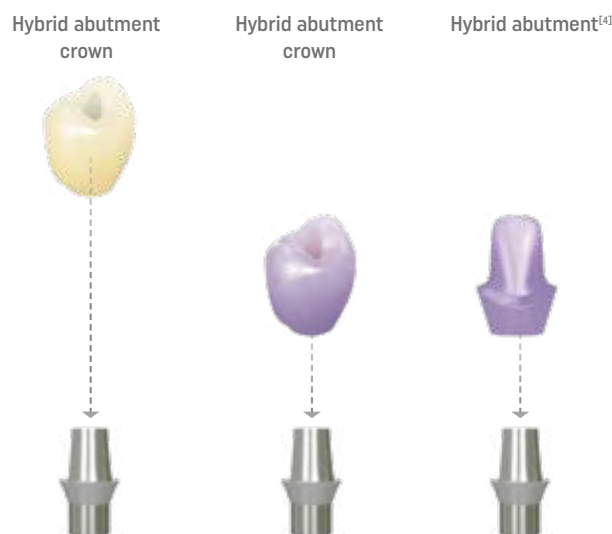
- 2 (LT – Low Translucency and MO^[4] – Medium Opacity)

Shades:

- 9 (Telio CAD LT: BL3, A1, A2, A3, A3,5, B1, B3, C2, D2)
- 10 (IPS e.max CAD LT: BL2, A1, A2, A3, A3,5, B1, B2, C1, C2, D2)
- 5 (IPS e.max CAD MO: 0, 1, 2, 3, 4)

Authorized CAD/CAM systems:

- ✓ **Dentsply Sirona:**
 - inLab® MC XL / MC X5
 - CEREC® MC X / MC XL / Primemill



Delivery forms

Refill IPS e.max® CAD blocks

See pp. 128-133

Refill Telio® CAD blocks

See p. 141

^[1] De Angelis P et al, J. Prosthet. Dent. 2019, 123, 252-256.

^[2] Zhang Y et al, Clin. Oral Implant. Res. 2019, 30, 1059-1066.

^[3] Çömişekoglu M. E et al, Clin. Oral Investig. 2017, 2018, 22, 475-486.

^[4] Kurbad A, Int. J. Comput. Dent. 2014, 17, 239-251.

CEREC®, inLab®, PlanMill® und ceramill® are not registered trademarks of Ivoclar Vivadent AG.

Multilink® Hybrid Abutment

Multilink® Hybrid Abutment is a self-curing luting composite for the permanent cementation of lithium disilicate (LS₂) glass-ceramic and zirconium oxide ceramic structures on implant sleeves made of titanium/titanium alloy and zirconium oxide.

Area of application:

Extraoral cementation of lithium disilicate (LS₂) glass-ceramic and zirconium oxide ceramic structures (abutments and abutment crowns) on implant sleeves made of titanium/titanium alloy and zirconium oxide.

Benefits:

- ✓ High bonding strength for a reliable cementation
- ✓ Straightforward handling due to the convenient automix syringe

Shades:

HO 0



Delivery forms

Refill

Multilink Hybrid Abutment syringe	1 x 9 g	
Mixing tips	15x	
Various accessories		
HO 0		647182

Monobond® Plus

Universal, single-component bonding agent for all indirect restorative materials.

Area of application:

Single-component bonding agent for all indirect restorative materials (glass-ceramics, oxide ceramics, metal, composites, fibre-reinforced composites). The product generates a sound bond between the restoration and the cementation material.



Delivery forms

Refill	1 x 5 g	626221
--------	---------	--------

Authorized CAD/CAM chairside grinding and milling units for Ivoclar CAD/CAM materials

The quality mark "Authorized for IPS e.max®" certifies that all the materials, devices and processes are validated and fully coordinated with each other. The result: Restorations of exceptional quality and precision.

Our cooperation partners are:



			IPS e.max® CAD			
Manufacturer of CAD/CAM units	System		Inlays, onlays, veneers and crowns	Three-unit bridges ^[2]	Implant-supported hybrid abutments	Implant-supported hybrid abutments and crowns
	CEREC® MC X ^[4,5]	1 block up to 55 mm				
	CEREC® MC XL ^[4]	1 block up to 85 mm				
	CEREC® Primemill	1 block up to 70 mm				
	PlanMill® 30 S	1 block up to 85 mm				
	PlanMill® 40	1 block up to 55 mm				
	PlanMill® 40 S	1 block up to 85 mm				
	ceramill® motion drs	1 block up to 55 mm				
	E4 Z4	1 block up to 45 mm				

^[1] The range of products may vary from country to country.

^[2] Up to the second premolar as the terminal die







































^[3] With up to two connected pontics

^[4] Wet Milling is possible with new machines since 2013, or with older machines after retrofitting. Dry Milling is possible with construction years 2013 and older.

^[5] B45 (IPS e.max ZirCAD) and B55 (Telio CAD) blocks are possible as of CEREC SW 5.1.3 (Jan. 2021)

^[6] Not available for IPS e.max ZirCAD Prime

^[7] IPS e.max ZirCAD Prime blocks are possible as of CEREC SW 5.2.10 (July 2024)

	IPS e.max® ZirCAD ^[7]		IPS Empress® CAD	Tetric® CAD	Telio® CAD	
supported abutment crowns	Crowns	Bridges	Inlays, onlays, veneers and crowns	Inlays, onlays, veneers and crowns	Temporary crowns and bridges ^[3]	Implant-supported hybrid abutment crowns
		 [6]				
		 [6]				
		 [6]				
	 [6]	 [6]				
	 [6]	 [6]				
	 [6]	 [6]				
						

Accessories

IPS® Object Fix Flow / IPS® Object Putty

Auxiliary firing pastes with varying viscosity to support all-ceramic restorations (especially IPS e.max® CAD) during firing and crystallization. The pastes are used to stabilize and secure the restorations on the silicon nitride support pins or directly on the silicon nitride firing tray. The pastes are easy to apply and remove after the firing procedure.



Delivery forms

IPS® Object Fix Flow	1 x 10 ml	605525
IPS® Object Fix Putty	1 x 10 g	605526

IPS e.max® CAD Crystallization Tray / IPS Speed Tray

The IPS e.max® CAD Crystallization Tray is a firing tray for the crystallization of IPS e.max CAD restorations as well as for the stains and/or glaze firing of IPS Empress® CAD, IPS e.max CAD and IPS e.max ZirCAD restorations with the IPS e.max CAD Crystall./materials.

The IPS Speed Tray is required for the speed crystallization of IPS e.max CAD.

To carry out the firing, the restorations are placed on the IPS e.max CAD Crystallization Pins supplied with the tray.



Delivery forms

IPS e.max® CAD Crystallization Tray Kit		767467
IPS e.max CAD Crystallisation Tray	1 x	
IPS e.max CAD Crystallization Pin (sizes: 1, 2, 3)	3 x each	
IPS Speed Tray		770880
IPS Speed Tray	1 x	
IPS e.max CAD Crystallization Pin (sizes: 1, 2, 3)	1 x each	
IPS e.max® CAD Crystallization Pin Refill		
1 / 2 / 3	6 x each	759428

Area of application:

- IPS e.max CAD
- IPS e.max ZirCAD
- IPS Empress CAD

Sizes:

2

OptraGloss® Extra Oral

OptraGloss® Extra Oral is a universal two-step polishing system for extraoral use, which can be supplemented with an optional polishing paste. In just a few minutes, unpolished restorations can be polished to a high gloss. The polishers are ideal for finishing oxide ceramics and glass-ceramics, such as IPS e.max ZirCAD Prime, IPS e.max CAD, IPS Empress CAD und PMMA such as e.g. Telio CAD and Compositen such as e.g. Tetric CAD.

Shapes:

- Disc
- Flame
- Spiral Wheel

Areas of application:

For polishing zirconium oxide (e.g. IPS e.max ZirCAD Prime) and glass-ceramics (e.g. IPS e.max CAD, IPS Empress CAD):

- Step 1: Pre-polishing with OptraGloss Extra Oral PP (dark blue).
- Step 2: High-gloss polishing with OptraGloss Extra Oral HP (light blue)
- Optional: Polishing with OptraGloss Extra Oral Polishing Paste together with a goat-hair brush.
- Use only light blue polishers for polishing PMMA (e.g. Tetric CAD) or composites (e.g. Tetric CAD)

Benefits:

- ✓ Suitable for oxide and glass-ceramics – zirconium oxide in the sintered or non-sintered state as well as lithium disilicate before or after crystallization – as well as for PMMA and composites
- ✓ Easy and efficient application
- ✓ Cost-effective due to long service life and additional time savings in the workflow



Delivery forms

OptraGloss Extra Oral Starter Kit		761301
Flame PP extraoral	2x	
Disc PP extraoral	1x	
Spiral Wheel PP extraoral	2x	
Flame HP extraoral	2x	
Disc HP extraoral	1x	
Spiral Wheel HP extraoral	2x	
Paste extraoral	1x	
OptraGloss Extra Oral Assortment		761299
Flame PP extraoral	2x	
Disc PP extraoral	1x	
Spiral Wheel PP extraoral	2x	
Flame HP extraoral	2x	
Disc HP extraoral	1x	
Spiral Wheel HP extraoral	2x	
Refill	je 5x	
Flame PP		761302
Disc PP		761304
Spiral Wheel PP		761316
Flame HP		761303
Disc HP		761305
Spiral Wheel HP		761317
Polishing Paste		761318

Products not available in all markets.

Universal stains and glazes

IPS e.max® CAD Crystall./Shades/Stains and Glaze

Universal range of stains and glazes

IPS e.max® CAD Crystall./Shades, Stains and Glaze is a universal range of stains and glazes designed for use with IPS e.max CAD, IPS e.max ZirCAD and IPS Empress® CAD.

The glazing paste is available as a variant with and without a fluorescent effect.^[1]

Minor corrections (e.g. proximal contact areas) can be applied to IPS e.max CAD and IPS e.max ZirCAD restorations using IPS e.max CAD Crystall./Add-On.

Types of restorations:

- IPS e.max CAD
- IPS e.max ZirCAD
- IPS Empress CAD

Benefits:

- ✓ Reduced stock, lower costs – a single range suitable for all CAD/CAM chairside ceramics from Ivoclar
- ✓ Familiar application methods and consistently high quality
- ✓ Glazing paste with and without a fluorescent effect ^[1]
- ✓ Possibility of making corrections (e.g. proximal contact areas) using Add-On material

Shades:

- 7 shades (0, 1, 2, 3, 4, Incisal 1, Incisal 2)
- 7 stains (white, cream, sunset, copper, olive, khaki, mahogany)



Delivery forms

IPS e.max® CAD Characterization Kit	688805
IPS e.max CAD Crystall./Shade, shades: 1, 2, I1, I2	1 x 3 g each
IPS e.max CAD Crystall./Stains, shades: white, sunset, khaki, mahogany	1 x 1 g each
IPS e.max CAD Crystall./Glaze Paste Fluo	1 x 3 g
IPS e.max CAD Crystall./Glaze Spray	1 x 120 ml
IPS e.max CAD Crystall./Glaze Liquid	1 x 15 ml
IPS e.max CAD Crystall./Add-On Incisal	1 x 5 g
IPS e.max CAD Crystall./Add-On Liquid allround	1 x 15 ml
IPS e.max CAD Crystallization Tray	1x
IPS Speed Tray	1x
Various accessories	

^[1] At natural lighting conditions. LED-generated UV or UV-like light may result in a different impression.

Tweezers

For easier handling during staining and glazing.



Delivery forms

Tweezers

554069

Universal range of stains and glazes
IPS e.max® CAD Crystall./

		Shades						
IPS e.max® CAD Crystall./Shades Dentin stains in paste form	Quantity							
	1 x 3 g	605348	605349	605350	605351	605352	605353	605354
IPS e.max® CAD Crystall./Stains Intensive stains in paste form	Quantity							
	1 x 1 g	605356	605357	605358	605359	605360	605361	605362
IPS e.max® CAD Crystall./Glaze Paste Glazing paste	1 x 3 g	605363						
IPS e.max® CAD Crystall./Glaze Paste FLUO Glazing paste with fluorescent effect ⁽²⁾	1 x 3 g	674676						
IPS e.max® CAD Crystall./Glaze Liquid	1 x 15 ml	605366						
IPS e.max® CAD Crystall./Glaze Spray Glazing spray	120 ml	605364						
IPS e.max® CAD Crystall./Add-On For minor corrections (e.g. proximal contact areas)	1 x 5 g	Incisal	Dentin					
		605365	635549					
IPS e.max® CAD Crystall./Add-On Liquid	1 x 15 ml	allround	605569					

⁽¹⁾ Vacuum required

⁽²⁾ At natural lighting conditions. LED-generated UV or UV-like light may result in a different impression.

IPS e.max® CAD Lithium disilicate glass-ceramics (LS ₂)	IPS e.max® ZirCAD Zirkonium oxide ceramics (ZrO ₂)	IPS Empress® CAD Leucite glass-ceramics
✓	✓	✓
✓	✓	✓
✓	✓	✓
✓ ^[1]	✓ ^[1]	-



CAD/CAM discs

Fixed denture prosthetics

IPS e.max® ZirCAD

IPS e.max ZirCAD provides a versatile range of zirconium oxide materials for labside CAD/CAM applications. It is used for the fabrication of frameworks and full-contour crowns and bridges. High strength, thin wall thickness and high esthetics are among its hallmarks.


IPS e.max ZirCAD Prime is redefining all-ceramics. This revolutionary material is characterized by exceptional quality and esthetics. The product is suitable for any indication – from single crowns to multiple-unit bridges and accommodates all processing techniques.

After dry milling in a PrograMill CAD/CAM machine, the non-shaded restorations can be optionally infiltrated with colouring liquids. IPS e.max ZirCAD is sintered in a e.g. Programat S2 sinter furnace and finished with IPS Ivocolor and/or IPS e.max Ceram or IPS e.max Ceram Art for final characterization.

GT Technology

The new unique GT Technology is at the core of IPS e.max® ZirCAD® Prime.


This technology involves three innovative processing steps which allow the raw materials 3Y-TZP und 5Y-PSZ (Prime) / 4Y-TZP and 5Y-PSZ (Prime Esthetic) to be combined in order to produce the exceptional properties of this revolutionary material.



Incisal zone


Transition zone

Dentin zone



5Y-PSZ

Highly translucent conditioned zirconium oxide in the incisal zone
650 MPa



3Y-TZP

Very strong conditioned zirconium oxide in the dentin zone
1200 MPa

IPS e.max ZirCAD® Prime Esthetic

Delivery forms

IPS e.max ZirCAD® Prime Esthetic, Ø 98.5/14 mm	1 x disc each	
BL1		752084
BL2		752085
BL3		752096
BL4		752097
A1		752098
A2		752099
A3		752100
A3.5		752101
A4		752102
B1		752103
B2		752104
B3		752105
B4		752106
C1		752107
C2		752108
C3		752109
C4		752110
D2		752111
D3		752112
D4		752113
IPS e.max ZirCAD® Prime Esthetic, Ø 98.5/16 mm	1 x disc each	
BL1		752114
BL2		752115
BL3		752116
BL4		752117
A1		752118
A2		752119
A3		752120
A3.5		752121
A4		752122
B1		752123
B2		752124
B3		752125
B4		752126
C1		752127
C2		752128
C3		752129
C4		752130
D2		752131
D3		752132
D4		752133



IPS e.max ZirCAD® Prime Esthetic, Ø 98.5/20 mm	1 x disc each	
BL1		752134
BL2		752135
BL3		752136
BL4		752137
A1		752138
A2		752139
A3		752140
A3.5		752141
A4		752142
B1		752143
B2		752144
B3		752145
B4		752146
C1		752147
C2		752148
C3		752149
C4		752150
D2		752151
D3		752152
D4		752153

IPS e.max® ZirCAD Prime Shade Guide Kit

Can be used for creating a customized shade guide that accurately reflects the specific material properties and the influence of the individual laboratory process.



Delivery forms

IPS e.max® ZirCAD Prime Shade Guide Kit	1x	759040
---	----	--------

IPS e.max ZirCAD® Prime



Delivery forms

IPS e.max ZirCAD® Prime, Ø 98,5/14 mm	1 x disc each	
BL1		725170
BL2		725171
BL3		725172
BL4		725173
A1		725174
A2		725175
A3		725176
A3.5		725177
A4		725178
B1		725179
B2		725180
B3		725181
B4		725182
C1		725183
C2		725184
C3		725185
C4		725186
D2		725187
D3		725188
D4		725189

IPS e.max ZirCAD® Prime, Ø 98,5/16 mm	1 x disc each	
BL1		697457
BL2		697458
BL3		697459
BL4		697460
A1		697461
A2		697462
A3		697463
A3.5		697464
A4		697465
B1		697466
B2		697467
B3		697468
B4		697469
C1		697470
C2		697471
C3		697472
C4		697473
D2		697474
D3		697475
D4		697476

IPS e.max ZirCAD® Prime, Ø 98,5/20 mm	1 x disc each	
BL1		697477
BL2		697478
BL3		697479
BL4		697480
A1		697481
A2		697482
A3		697483
A3.5		697484
A4		697485
B1		697486
B2		697487
B3		697488
B4		697489
C1		697490
C2		697491
C3		697492
C4		697493
D2		697494
D3		697495
D4		697496

IPS e.max ZirCAD® Prime, Ø 98,5/25 mm*	1 x disc each	
BL1		725190
BL2		725191
BL3		725192
BL4		725193
A1		725194
A2		725195
A3		725196
A3.5		725197
A4		725198
B1		725199
B2		725200
B3		725201
B4		725202
C1		725203
C2		725204
C3		725205
C4		725206
D2		725207
D3		725208
D4		725216

IPS e.max ZirCAD® MT Multi



Delivery forms

IPS e.max ZirCAD® MT Multi, Ø 98,5/16 mm	1 x disc each	
BL1		686876
BL3		696424
A1		686877
A2		686878
A3		686879
A3.5		696426
B1		686880
B2		686881
C1		696430
C2		686882
C3		696431
D2		686883
D3		696433

IPS e.max ZirCAD® MT Multi, Ø 98,5/20 mm	1 x disc each	
BL1		686884
BL3		696436
A1		686885
A2		686886
A3		686887
A3.5		696438
B1		686888
B2		686889
C1		696442
C2		686890
C3		696443
D2		686891
D3		696445

IPS e.max ZirCAD® MT (Medium Translucency)



Delivery forms

IPS e.max ZirCAD® MT, Ø 98,5/14 mm	1 x disc each	
BL		686860
A1		686861
A2		686862
A3		686863
B1		686864
B2		686865
C2		686866
D2		686867

IPS e.max ZirCAD® MT, Ø 98,5/18 mm	1 x disc each	
BL		686868
A1		686869
A2		686870
A3		686871
B1		686872
B2		686873
C2		686874
D2		686875

IPS e.max ZirCAD® LT (Low Translucency)



Delivery forms

IPS e.max ZirCAD® LT, Ø 98.5/10 mm	1 x disc each	
0		686811
1		686812
2		686813
3		686814
4		686815
sun		686816
sun chroma		686817
BL		689495
A1		689496
A2		689497
A3		689498
B1		689499
B2		689500
C2		689501
D2		689502
IPS e.max ZirCAD® LT, Ø 98.5/12 mm	1 x disc each	
0		686818
1		686819
2		686820
3		686821
4		686822
sun		686823
sun chroma		686824
BL		689503
A1		689504
A2		689505
A3		689506
B1		689507
B2		689508
C2		689509
D2		689510
IPS e.max ZirCAD® LT, Ø 98.5/14 mm	1 x disc each	
0		686825
1		686826
2		686827
3		686828
4		686829
sun		686830
sun chroma		686831
BL		689511
A1		689512
A2		689513
A3		689514
A3.5		742230
A4		742231
B1		689515
B2		689516

B3		742232
B4		742233
C1		742234
C2		689517
C3		742235
C4		742256
D2		689518
D3		742257
D4		742258
IPS e.max ZirCAD® LT, Ø 98.5/16 mm	1 disc each	
0		686832
1		686833
2		686834
3		686835
4		686836
sun		686837
sun chroma		686838
BL		689519
A1		689520
A2		689521
A3		689522
B1		689523
B2		689524
C2		689525
D2		689526
IPS e.max ZirCAD® LT, Ø 98.5/18 mm	1 x disc each	
0		686839
1		686840
2		686841
3		686842
4		686843
sun		686844
sun chroma		686845
BL		689527
A1		689528
A2		689529
A3		689530
A3.5		742259
A4		742260
B1		689531
B2		689532
B3		742261
B4		742262
C1		742263
C2		689533
C3		742264
C4		742265
D2		689534
D3		742266
D4		742267

IPS e.max ZirCAD® LT, Ø 98.5/20 mm	1 x disc each	
0		686846
1		686847
2		686848
3		686849
4		686850
sun		686851
sun chroma		686852
BL		689535
A1		689536
A2		689537
A3		689538
B1		689539
B2		689540
C2		689541
D2		689542

IPS e.max ZirCAD® LT, Ø 98.5/25 mm	1 x disc each	
0		686853
1		686854
2		686855
3		686856
4		686857
sun		686858
sun chroma		686859
BL		689543
A1		689544
A2		689545
A3		689546
A3.5		742268
A4		742269
B1		689547
B2		689548
B3		742270
B4		742271
C1		742272
C2		689549
C3		742273
C4		742274
D2		689550
D3		742275
D4		742276

IPS e.max® ZirCAD Colouring Liquid

IPS e.max ZirCAD Colouring Liquids are ready-to-use aqueous metal salt solutions for staining unsintered restorations made of IPS e.max ZirCAD MT BL or LT and IPS e.max ZirCAD Prime using the brush infiltration technique.

IPS e.max ZirCAD Colouring Liquid Indicator is a colour concentrate that is available in the colours red, blue and yellow. They are mixed with the IPS e.max ZirCAD Colouring Liquids to render the infiltration of zirconium oxide restorations visible and check the shade before sintering. This makes it easier to achieve reproducible shade results.

IPS e.max ZirCAD Colouring Liquid Diluter is used to dilute the IPS e.max ZirCAD Colouring Liquids. They assist in lowering the staining effect of the colouring liquids to achieve lighter shades.



Delivery forms

IPS e.max® ZirCAD LT Colouring Liquids A-D	60 ml	
A1		686892
A2		686893
A3		686894
A3.5		686895
A4		686896
B1		686897
B2		686898
B3		686899
B4		686900
C1		686901
C2		686902
C3		686903
C4		686904
D2		686905
D3		686906
D4		686907
IPS e.max® ZirCAD LT Colouring Liquids Effect	15 ml	
blue		686924
grey		686926
orange		686927
brown		686928

IPS e.max® ZirCAD MT Colouring Liquids A-D	60 ml	
A1		686930
A2		686931
A3		686932
A3.5		686933
A4		686934
B1		686935
B2		686936
B3		686937
B4		686938
C1		686939
C2		686940
C3		686941
C4		686942
D2		686943
D3		686944
D4		686945
IPS e.max® ZirCAD MT Colouring Liquids Effect	15 ml	
blue		686946
grey		686948
orange		686949
brown		686950
IPS e.max® ZirCAD Colouring Liquid Indicator	15 ml	
yellow		686951
red		686952
blue		686953
IPS e.max® ZirCAD Colouring Liquid Diluter	60 ml	687595

IPS e.max® ZirCAD Colouring Liquid Brush

Especially developed for the brush infiltration technique, the IPS e.max ZirCAD Colouring Liquid brushes enable an even application of liquids. The brushes are available in three sizes to match the size of the restoration and the area of application.



Delivery forms

IPS e.max ZirCAD Colouring Liquid Brush	1 x each	
No. 1		689491
No. 3		689492
No. 5		689493

IPS e.max® ZirCAD Colouring Liquid Jar

These resealable plastic containers are ideal for storing mixed IPS e.max ZirCAD Colouring Liquids. They protect the liquids from contaminations e.g. with dust.



Delivery forms

IPS e.max ZirCAD Colouring Liquid Jar	1x	689494
---------------------------------------	----	--------

IPS® Natural Die Material

The **IPS Natural Die Material shade guide** is used for determining the shade of the tooth structure after preparation. The shade is selected on the basis of the largest, most severely discoloured part of the prepared tooth.

IPS Natural Die Material allows users to fabricate a customized model die with which they can accurately select the shade and brightness of the all-ceramic restorations.

Indication:

Selecting the preparation shade after tooth preparation

Benefits:

- ✓ Easy and accurate reproduction of shades due to having determined the preparation shade
- ✓ Fabrication of a customized model die
- ✓ Autoclavable shade guide

Shades:

9 (ND 1, ND 2, ND 3, ND 4, ND 5, ND 6, ND 7, ND 8, ND 9)



Delivery forms

IPS® Natural Die Material Kit		597078
IPS Natural Die Material, all 9 shades	9 x 8 g	
IPS Natural Die Material Separator	1 x 20 g	
IPS Natural Die Material shade guide	1x	
Various accessories		
IPS® Natural Die Material Kit		638177
IPS Natural Die Material Kit	1x	
IPS Natural Die Material shade guide	4x	
IPS Natural Die Material refills	1 x 8 g	
ND 1		597080
ND 2		597081
ND 3		597082
ND 4		597083
ND 5		597084
ND 6		597085
ND 7		597086
ND 8		597087
ND 9		597088
IPS Natural Die Material Separator	1 x 20 g	597089
Die pin	10x	554028
Die pin	10x	554028
IPS Natural Die Material shade guide (autoclavable)	1x	597090

Telio® CAD

Telio CAD discs are made from a highly cross-linked PMMA material. They are used for the digital fabrication of temporary crowns, bridges and hybrid abutment crowns (Telio CAD Monolithic Solutions, Telio CAD Abutment Solutions).

The material is highly homogeneous and easy to process as a result of an industrial polymerization process. Polishing is all that is needed to get the restorations ready for placing. Optionally, they can be customized using the stains and layering materials of the SR Nexco® range of light-curing lab composites.



Delivery forms

Telio CAD LT, Ø 98.5/16 mm	1 x disc each	
BL3		686291
A1		686292
A2		686293
A3		686294
A3.5		686295
B1		686296
B3		686297
C2		686298
D2		686299
Telio CAD LT, Ø 98.5/20 mm	1 x disc each	
BL3		686300
A1		686301
A2		686302
A3		686303
A3.5		686304
B1		686305
B3		686306
C2		686307
D2		686308
Telio CAD LT, Ø 98.5/25 mm	1 x disc each	
BL3		686309
A1		686310
A2		686311
A3		686312
A3.5		686313
B1		686314
B3		686315
C2		686316
D2		686317

Removable prosthetics

Ivotion®

The new monolithic disc for the CAD/CAM technique combines both tooth and denture base material in a single disc and offers an astonishing level of efficiency due to the unique Shell Geometry. Complete dentures are milled from one disc in one milling process and with only a few manual working steps.

This is in accordance with the product slogan:
One disc. One denture.



Delivery forms

Ivotion® upper, Ø 98.5 / 38 mm	1 x disc each	
BL3/Pink-V		745738
A1/Pink-V		707179
A2/Pink-V		707180
A3/Pink-V		707181
A3.5/Pink-V		745739
B1/Pink-V		745740
BL3/Preference		745741
A1/Preference		707182
A2/Preference		707183
A3/Preference		707184
A3.5/Preference		745742
B1/Preference		745743
BL3/D		771207
A1/D		771208
A2/D		771209
A3/D		771210
A3.5/D		771211
B1/D		771212
BL3/US-D		752421
A1/US-D		752422
A2/US-D		752423
A3/US-D		752424
A3.5/US-D		752425
B1/US-D		752466

Ivotion® lower, Ø 98.5 / 38 mm	1 x disc each	
BL3/Pink-V		745744
A1/Pink-V		707215
A2/Pink-V		707216
A3/Pink-V		707217
A3.5/Pink-V		745745
B1/Pink-V		745746
BL3/Preference		745747
A1/Preference		707219
A2/Preference		707221
A3/Preference		707223
A3.5/Preference		745748
B1/Preference		745749
BL3/D		771213
A1/D		771214
A2/D		771215
A3/D		771216
A3.5/D		771217
B1/D		771218
BL3/US-D		752467
A1/US-D		752468
A2/US-D		752469
A3/US-D		752470
A3.5/US-D		752471
B1/US-D		752472

Ivotion® Dent

The Ivotion Dent discs are made of tooth-coloured, monochromatic DCL material.

They impress with an optimal level of translucency and lifelike fluorescence. Three essential factors are responsible for the highly esthetic results they deliver: low opacity in combination with the anatomic shape of the anterior teeth and a natural-looking surface texture.

Ivotion Dent Multi discs are made of polychromatic DCL material.

With the innovative Pearl Structure Effect, a harmonious shade progression is achieved, which imparts the denture teeth with high esthetics. The polychromatic discs were developed with three layers in accordance with the natural model: incisal - dentin - cervical.

Dentures made of Ivotion Dent Multi are ready to use; time-consuming characterizations are no longer necessary.



Delivery forms

Ivotion® Dent	Ø 98.5/20 mm	1 disc
BL3		741993
A1		741994
A2		741995
A3		741996
A3.5		741997
B1		741998
B3		741999
C2		742000
D2		742001
D		771205
Ivotion® Dent Multi	Ø 98.5/20 mm	1 disc
BL3		742002
A1		742003
A2		742004
A3		742005
A3.5		742006
B1		742007
B3		742008
C2		742009
D2		742010

Ivotion® Base

The Ivotion Base discs are made of high-impact strength denture base material for the CAD/CAM technique. They are used to manufacture denture bases for digital removable dentures using milling technology. The industrial manufacturing process results in a homogeneous material quality.

The 30-mm thick Ivotion Base discs are available in the basic shades of Pink, Pink-V, Preference, 34-V and US-D.



Delivery forms

Ivotion® Base	Ø 98.5/30 mm	1 disc
Pink		741989
Pink-V		741990
Preference		741991
34-V		741992
US-D		753346
Ivotion® Base shade guide	1 x	763310

Ivotion® Bond

Ivotion Bond is a self-curing two-component system on PMMA basis. The material is used for the permanent bonding of prefabricated or CAD/CAM-fabricated teeth and tooth segments to a denture base made of Ivotion Base.

Ivotion Bond is available in a pink-coloured universal shade and is supplied in a kit. Practical pre-dosing is sufficient for ten dentures and enables clean working.



Delivery forms

Ivotion® Bond Kit	742011
Ivotion CAD Bond polymer	10 x 1.75 g
Ivotion CAD Bond monomer	10 x 1.9 ml
Ivotion CAD Bond modelling liquid	5 ml
Application syringes	10x
Application tips	10x

Process-supporting

ProArt CAD

The ProArt CAD discs are made of dimensionally stable synthetic material and are easy to process in a dental mill. As CAD/CAM auxiliary materials, they cover a wide range of applications.



Delivery forms

ProArt CAD Splint	clear	1 disc
∅ 98.5/16 mm		686318
∅ 98.5/20 mm		686319
ProArt CAD Try-In	white	1 disc
∅ 98.5/30 mm		686180

ProArt CAD Wax yellow

The wax discs are made of dimensionally stable wax that is easy to mill. The discs enable the digital implementation of analog laboratory processes. The milled objects offer a smooth surface, precise fit and residue-free burnout for perfect press results with IPS e.max Press.



Delivery forms

ProArt CAD Wax	yellow	1 disc
∅ 98.5/16 mm		686320
∅ 98.5/20 mm		686321

Cementation

IPS® Ceramic etching gel

The IPS® Ceramic etching gel is used for the creation of retentive bonding surfaces on all-ceramic restorations to prepare for cementation. It enhances the bonding effect between the composite cement and the ceramic bonding surface.



Delivery forms

IPS® Ceramic Etching Gel Kit		531550
IPS Ceramic etching gel	1 x 5 ml	
Neutralization powder	1 x 30 g	
Measuring spoon	1x	

Refill

IPS Ceramic etching gel	1 x 5 ml	531548
Neutralization powder	1 x 30 g	531549

Monobond® Plus

Monobond® Plus is a universal single-component primer promoting an adhesive bond between luting composites (e.g. the Variolink® and Multilink® product lines) and all indirect restorative materials (glass-ceramics, oxide-ceramics, metal, composites, fiber-reinforced composites).



Delivery forms

Monobond® Plus can be ordered directly from a Clinical Depot.

Monobond Etch & Prime®

Monobond Etch & Prime® is a single-component ceramic primer that etches and silanates **glass-ceramic surfaces** in one easy step.



Delivery forms

Monobond Etch & Prime® can be ordered directly from a Clinical Depot.

Total Etch

Total Etch is used to condition the preparation for the adhesive cementation of IPS Empress® CAD restorations. It is an etching gel containing 37% phosphoric acid for enamel etching and dentin conditioning in conjunction with the adhesive luting of all-ceramic restorations.



Delivery forms

Total Etch can be ordered directly from a Clinical Depot.

Adhese® Universal

The universal adhesive

Adhese® Universal is a light-curing single-component adhesive for direct and indirect bonding procedures. It features compatibility with all etching techniques: self-etch, selective-enamel-etch or total-etch. Adhese Universal is available in the unique VivaPen® delivery form for fast and convenient direct intraoral application, helping users minimize waste and optimize cost-effectiveness.



Delivery forms

Adhese® Universal can be ordered directly from a Clinical Depot.

Syntac® and Heliobond

Syntac® is a tried-and-tested multi-component adhesive. The adhesive bond between the enamel and dentin is achieved by the consecutive application of Syntac Primer, Syntac Adhesive and Heliobond.



Delivery forms

Syntac® and Heliobond can be ordered directly from a Clinical Depot.

Variolink® Esthetic

Variolink® Esthetic is a versatile and esthetic light- and dual-curing luting composite for the permanent placement of all types of restorations and materials.



Delivery forms

Variolink® Esthetic can be ordered directly from a Clinical Depot.

Multilink® Automix

Self-curing luting composite with light-curing option for the adhesive cementation of indirect restorations made of metal, all-ceramics, metal-ceramics and composite materials.



Delivery forms

Multilink® Automix can be ordered directly from a Clinical Depot.

Multilink® Hybrid Abutment

Self-curing luting composite for the permanent cementation of lithium disilicate (LS₂) glass-ceramic and zirconium oxide ceramic structures on implant sleeves made of titanium/titanium alloy and zirconium oxide.



Delivery forms

Multilink® Hybrid Abutment can be ordered directly from a Clinical Depot.

Speedcem® Plus

Self-adhesive, self-curing resin cement with light-curing option for the cementation of restorations made of zirconium oxide and metal-ceramics and for the cementation of restorations on implant abutments.



Delivery forms

Speedcem® Plus can be ordered directly from a Clinical Depot.

Ceramic, press and sinter furnaces

Programat® P710 G2

Programat® P710 G2 is the premium furnace of the Programat family and distinguishes itself with its innovative technology and exclusive design. The use of intelligent infrared technology significantly heightens the process reliability. An integrated infrared thermal imaging camera automatically controls the pre-drying and closing process.

The Programat P710 G2 is operated via a large 7-inch colour touchscreen that features an enhanced user interface and the proven membrane-sealed keypad.

The furnace is equipped with numerous Ivoclar programs, which are coordinated with materials such as IPS e.max®, IPS Style®, IPS InLine® and IPS Empress®, to ensure immediate use of the furnace without programming. In addition to the programs already installed, 700 individually adjustable programs are available.

Technical data

Voltage	110–120 V / 50–60 Hz 200–240 V / 50–60 Hz
Dimensions (closed)	Depth: 495 mm Width: 320/395 mm (with cooling tray) Height: 320 mm
Firing chamber:	ø 90 mm Height: 80 mm
Max. firing temperature:	1200 °C / 2192 °F



Delivery forms

Programat® P710 G2 (white)	200–240 V/50–60 Hz*	747829
----------------------------	---------------------	--------

Programat P710 G2
Power cord
Vacuum hose
Cooling tray
SiC firing table
Firing Tray Kit 2
Automatic Temperature Checking Set ATK2 (test set)
Extra fuses
Programat USB flash drive
Programat WLAN Kit
DSA Holder Kit
Ethernet cable
Various accessories
* other voltage versions available

Programat® P510 G2

The Programat® P510 G2 combines high-tech and modern design in a highly efficient and user-friendly furnace. The intelligent Programat infrared technology speeds up the firing process by up to 20 per cent and enhances the quality of the firing results, irrespective of the size or the number of restorations in the firing chamber. The new thermal imaging camera automatically controls the pre-drying and closing process.

The Programat P510 G2 is operated via the large 7-inch colour touchscreen that features an enhanced user interface and the proven membrane-sealed keypad.

The furnace is equipped with numerous Ivoclar programs, which are coordinated with materials such as IPS e.max®, IPS Style®, IPS InLine® and IPS Empress®, to ensure immediate use of the furnace without programming. In addition to the programs already installed, 500 individually adjustable programs are available.

Technical data

Voltage	110–120 V / 50–60 Hz 200–240 V / 50–60 Hz
Dimensions (closed)	Depth: 495 mm Width: 320/395 mm (with cooling tray) Height: 320 mm
Firing chamber:	ø 90 mm Height: 80 mm
Max. firing temperature:	1200 °C / 2192 °F



Delivery forms

Programat® P510 G2 (white)	200–240 V/50–60 Hz*	747827
-----------------------------------	----------------------------	---------------

Programat P510 G2
Power cord
Vacuum hose
Cooling tray
SiC firing table
Firing Tray Kit
Automatic Temperature Checking Set ATK2 (test set)
Extra fuses, Programat USB flash drive
Programat WLAN Kit
DSA Holder Kit
Ethernet cable
Various accessories
* other voltage versions available

Programat® P310 G2

With its compact design, the Programat® P310 G2 focuses on the essential and is the ideal furnace for everyday tasks in the dental lab.

Operation is intuitive and easy thanks to the colour touchscreen, the large icons on the user interface and the membrane-sealed keypad.

The furnace is equipped with programs that are coordinated with materials such as IPS e.max®, IPS Style®, IPS InLine® and IPS Empress® to ensure immediate use of the program without programming. In addition to the programs already installed, 300 individually adjustable programs are available.

Technical data

Voltage	110–120 V / 50–60 Hz 200–240 V / 50–60 Hz
Dimensions (closed)	Depth: 465 mm Width: 320/390 mm (with cooling tray) Height: 320 mm
Firing chamber:	ø 90 mm Height: 80 mm
Max. firing temperature:	1200 °C / 2192 °F



Delivery forms

Programat® P310 G2 (white)	200–240 V/50–60 Hz*	747825
-----------------------------------	---------------------	--------

Programat P310 G2
Power cord
Vacuum hose
Cooling tray
SiC firing table
Firing Tray Kit 2
Temperature checking set
Extra fuses
LAN download cable
Programat USB flash drive
Various accessories
* other voltage versions available

Product comparison - Programat® P710 G2, P510 G2, P310 G2



P710 G2



P510 G2



P310 G2

Warranty			
Warranty period ^[1]	3 years	3 years	2 years
Hardware equipment			
Colour touchscreen display with membrane-sealed keypad	✓	✓	✓
QTK2 muffle technology with SiC bottom reflector	✓	✓	✓
OSD with progress indicator	✓	✓	✓
Programat infrared technology (IRT)	✓	✓	
Software equipment			
Individual programs	700/20	500/20	300/20
Preset Ivoclar programs	✓	✓	✓
Power saving technology	✓	✓	✓
Integrated maintenance and diagnostic programs (e.g. heater, vacuum, etc.)	✓	✓	✓
System to bridge short power interruptions	✓	✓	✓
Software update via USB flash drive	✓	✓	✓
Picture manager via Notebook/PC	✓	✓	
Integrated multimedia functions	✓	✓	
Integrated program copy assistant	✓	✓	
Digital shade assistant (DSA)	✓	✓	
IRT-controlled closing process	✓	✓	
IRT-controlled pre-drying process	✓	✓	
IRT-controlled cooling process	✓		
Gloss adjustment assistant	✓		
Bluetooth hands-free phone system	✓		
Temperature calibration			
Automatic double-range temperature calibration (ATK2)	✓	✓	
Ports			
USB flash drive	3	3	1
SD card reader	✓	✓	

^[1] Wear parts excluded

VP5 vacuum pump

The high-performance VP5 vacuum pump has been especially developed for the Ivoclar ceramic and press furnaces. The pump features a very high delivery rate. In addition, it is characterized by a distinct design and a carrying handle for convenient relocation.

Technical data

Voltage	220–240 V / 50–60 Hz
	200 V / 50–60 Hz
	115 V / 50–60 Hz
	100 V / 50–60 Hz
Power consumption	80 Watt
Final vacuum	approx. 20 mbar



Delivery forms

VP5 vacuum pump (white)	230 V/ 50–60 Hz*	666308
VP5 vacuum pump		1x
Sound absorber		1x
Vacuum Pump Filter Kit		1x
* other voltage versions available		

VP3 easy vacuum pump

The small and light-weight VP3 easy vacuum pump is suitable for the evacuation of the firing chamber of the Ivoclar ceramic furnaces. This vacuum pump is not suitable for press furnaces.

The VP3 is a diaphragm pump that is characterized by low weight and extremely small dimensions.

Technical data

Voltage	230 V / 50–60 Hz
	200 V / 50–60 Hz
	115 V / 50–60 Hz
Power consumption	70 Watt
Dimensions	W 140 x H 130 x D 210 mm
Final vacuum	approx. 40 mbar



Delivery forms

VP3 easy vacuum pump (grey)	230 V/ 50–60 Hz*	594554
VP3 easy vacuum pump		1x
Sound absorber		1x
Vacuum Pump Filter Kit		1x
* other voltage versions available		

Vacuum Pump Filter Kit

The vacuum pump filter kit protects the vacuum pump from contamination.



Delivery forms

Vacuum Pump Filter Kit	680188
Vacuum Pump Filter Kit	1x
Vacuum hose 200 mm	1x

Programat® Firing Tray Kit 2

The Firing Tray Kit 2 was specially developed for the Programat® furnaces. The support pins can be individually mounted on the firing tray as required.



Delivery forms

Programat® Firing Tray Kit 2	655946
Firing tray	2x
Support pin A	6x
Support pin B	6x
Fan pin	2x
Ceramic sleeve	2x
Hobbyceram pin	1x

Metal pins for firing tray

The metal support pins can be used for the Programat® firing tray and can be mounted on the honeycomb firing tray as required.



Delivery forms

	626098
Metal pin A	4x
Metal pins B	4x
Metal pins C	4x

Ceramic sleeves for metal pins

The ceramic sleeves can be placed on the metal pins to prevent metal-free restorations from coming into direct contact with the metal pins.



Delivery forms

Ceramic sleeve for metal pins refill	666068
Ceramic sleeve	10x

Temperature checking set 2

The temperature checking set is used to check and adjust the temperature in the Programat furnace chamber (for Programat® P200, P300, P310, including Programat G2 devices, Programat X1, etc.).



Delivery forms

Temperature checking set 2		544903
Sample holder	2x	
Silver test wires	10x	

Silver test wires

Refill package containing 5 silver test wires for the temperature checking set 2.



Delivery forms

Silver test wires refill	5x	545634
--------------------------	----	--------

Automatic Temperature Checking Set ATK 2

The Automatic Temperature Checking set ATK2 is used to check and adjust the firing temperatures in furnaces with automatic calibration programs for the ATK2 system (e.g. Programat® P500, P510, P700, P710, CS, CS2, CS3, EP 3000, EP 3010, EP 5000, EP 5010 including Programat G2 devices).

The simultaneous double-range calibration is a special feature of the ATK2.



Delivery forms

Automatic Temperature Checking Set ATK 2		598833
ATK2 sample	5x	

Firing tongs

These firing tongs are used to place objects in the firing chamber. High precision and excellent material quality are the special features of these tongs.



Delivery forms

Firing tongs	1x	530665
--------------	----	--------

Programat® tong holder

The Programat® tong holder can be mounted to the Programat housing and provides convenient placement of the firing tongs.



Delivery forms

Programat® tong holder (for Programat P300, P500, P700, EP 3000, EP 5000)	1x	607538
--	----	--------



Delivery forms

Programat® tong holder xx10 (for Programat CS2, CS3, P310, P510, P710, EP 3010, EP 5010, incl. Programat G2 devices)	1x	655945
---	----	--------

Programat® WLAN Kit

The WLAN Kit is used for the wireless data transfer (e.g. for Programat® CS3, P510, EP 5010, incl. Programat G2 devices).



Delivery forms

Programat® WLAN Kit	1x	655949
---------------------	----	--------

Programat® WLAN / Bluetooth Kit

This kit comprises a WLAN flash drive for wireless data transfer and a Bluetooth flash drive to enable the hands-free phone function (e.g. for Programat® P710, P710 G2).



Delivery forms

Programat® WLAN / Bluetooth Kit	1x	679915
---------------------------------	----	--------

Digital Shade Assistant starter kit

The Digital Shade Assistant starter kit is designed specifically to help users get started in digital shade selection and includes the components required for this. The Digital Shade Assistant holder provides convenient placement of the shade guide teeth.



Delivery forms

Digital Shade starter kit		679917
Digital Shade Assistant holder	3x	
A-D shade guide	1x	

Digital Shade Assistant holder kit

The Digital Shade Assistant holder provides placement of the shade guide teeth for the DSA function.



Delivery forms

Digital Shade Assistant holder kit		679916
Digital Shade Assistant holder	2x	

Programat® EP 5010 G2

The Programat® EP 5010 G2 is a premium combination furnace that can be used as both a press and ceramic furnace. This highly innovative, efficient and user-friendly furnace optimally combines advanced technology and design.

The Programat infrared technology measures the exact temperature at the surface of the objects being fired or the investment ring and so opens up a multitude of new possibilities to enhance the comfort, reliability and efficiency of the process.

Pressing is now even easier and more economical thanks to the fully automatic press function (FPF): Simply put the investment ring into the furnace and press the start button – everything else is performed by the furnace itself.

The integrated crack detection system (CDS) interrupts the pressing process as soon as it detects a crack in the investment ring. This ensures that the restorations are optimally protected.

In addition to a wide array of Ivoclar programs that are especially coordinated with materials such as IPS e.max® Press, the furnace provides space for 500 individual firing programs and 20 individual press programs.

Technical data

Voltage	110 – 120 V/50 – 60 Hz 200 – 240 V/50 – 60 Hz
Dimensions (closed)	Depth: 495 mm Width: 320/395 mm (with cooling tray) Height: 550 mm
Firing chamber	ø 90 mm Height: 80 mm
Max. firing temperature	1200 °C / 2192 °F



Delivery forms

Programat® EP 5010 G2 (white)	200 – 240 V/50 – 60 Hz*	747833
-------------------------------	-------------------------	--------

Programat EP 5010 G2
 Power cord, vacuum hose
 Cooling tray
 SiC firing tray
 Firing Tray Kit 2
 Automatic Temperature Checking Set ATK2 (test set)
 Extra fuses
 Ethernet cable
 Programat USB flash drive
 DSA Holder Kit
 Tong holder
 Investment ring cooling grid
 Programat WLAN Kit
 Various accessories
 *other voltage versions available

Programat® EP 3010 G2

The Programat® EP 3010 G2 is a compact combination furnace that can be used as both a press and ceramic furnace. The furnace enables economic efficiency and delivers high-quality press and firing results. The device is optimally coordinated with Ivoclar's press ceramic products such as IPS e.max Press.

Pressing is now even easier and more economical thanks to the fully automatic press function (FPF): Simply put the investment ring into the furnace and press the start button – everything else is performed by the furnace itself.

The integrated crack detection system (CDS) interrupts the pressing process as soon as it detects a crack in the investment ring. This ensures that the restorations are optimally protected.

Technical data

Voltage	110–120 V/50–60 Hz 200–240 V/50–60 Hz
Dimensions (closed)	Depth: 465 mm Width: 320/390 mm (with cooling tray) Height: 550 mm
Firing chamber	ø 90 mm Height: 80 mm
Max. firing temperature	1200 °C / 2192 °F



Delivery forms

Programat® EP 3010 G2 (white)	200–240 V/50–60 Hz*	747831
-------------------------------	---------------------	--------

Programat EP 3010 G2
Power cord
Vacuum hose
Cooling tray
SiC firing table
Firing Tray Kit 2
Automatic Temperature Checking Set ATK2 (test set)
Extra fuses
Ethernet cable
Programat USB flash drive
Display cleaning cloth
Tong holder
Investment ring cooling grid
Various accessories

*other voltage versions available

Investment ring cooling grid

The investment ring cooling grid has been especially developed for use in conjunction with press ceramic materials, such as IPS e.max® Press. It allows investment rings to safely cool to room temperature. This way, thermal stresses in the investment ring can be avoided.



Delivery forms

Investment ring cooling grid, complete	1x	559758
--	----	--------

Product comparison Programat® EP 5010 G2, EP 3010 G2



	EP 5010 G2	EP 3010 G2
Warranty		
Warranty period ⁽¹⁾	3 years	2 years
Hardware equipment		
Colour touchscreen display with membrane-sealed keypad	✓	✓
Electronic press drive with force sensor	✓	✓
QTK2 muffle technology with SiC bottom reflector	✓	✓
OSD with progress indicator	✓	✓
Programat infrared technology (IRT)	✓	
Software equipment		
Individual firing/press programs	500/20	300/20
Pre-set Ivoclar firing/press programs	✓	✓
Power saving technology	✓	✓
Integrated maintenance and diagnostic programs (e.g. heater, vacuum etc.)	✓	✓
Fully automatic press function (FPF)	✓	✓
System to bridge short power cuts	✓	✓
Automatic crack detection (CDS) in the investment ring	✓	✓
Software update via USB flash drive	✓	✓
Integrated multimedia functions	✓	
Integrated program copy assistant	✓	
IRT-controlled pre-drying	✓	
IRT-controlled recognition of the investment ring size	✓	
Digital shade assistant (DSA)	✓	
Temperature calibration		
Automatic double-range temperature calibration (ATK2)	✓	✓
Ports		
USB ports	3	1
SD card reader	✓	

⁽¹⁾ Wear parts excluded

Programat® S2

The Programat® S2 is a compact sinter furnace suitable for sintering IPS e.max ZirCAD and other zirconium oxide materials. The tried-and-tested sintering chamber ensures optimum sintering processes with up to a temperature of 1600 °C / 2912 °F. For IPS e.max ZirCAD and Zenostar, standard and speed sintering programs are pre-installed on the furnace. Individual programs are easy to set up due to the intuitive user interface and the large 7-inch colour touchscreen. The OSD keeps users informed on the operational status of the furnace, or the progress of the running sintering programs, by displaying various colours that can be clearly seen even from a distance. The sinter tray can be ideally positioned on the large cooling tray. The Programat Dosto tray increases the loading capacity of the Programat S2 by up to 40% (except for speed sintering programs). Sintering has only just become more efficient.

Benefits:

- ✓ Sintering processes with temperatures up to 1600 °C / 2912 °F
- ✓ Sintering of single-tooth frameworks in 75 minutes and bridge frameworks in 90 minutes
- ✓ Integrated speed sintering programs for full-contour restorations with higher translucency
- ✓ Up to 40% more loading capacity with the Programat Dosto Tray
- ✓ Easy and intuitive to operate
- ✓ Power saving technology
- ✓ Compact design and weight of only 27 kg
- ✓ Can be calibrated
- ✓ OSD (Optical Status Display)

Technical data

Voltage	118 – 240 V/50 – 60 Hz
Dimensions (closed)	Depth: 430 mm Width: 305/410 mm (with cooling tray) Height: 570 mm
Firing chamber	ø 80 mm Height: 80 mm
Max. firing temperature	1600 °C / 2192 °F



Delivery forms

Programat® S2 (white)	200 – 240 V/50 – 60 Hz	742032
-----------------------	------------------------	--------

Programat S2
Power cord
Cooling tray
Sinter tray
Programat Dosto Tray
Sinter tray fork
Sinter furnace temperature checking set, starter kit
Ethernet cable
Short operating instructions
Various accessories

Programat® sinter tray

The sinter tray permits easy loading of the Programat® S1, Programat S1 1600 and Programat S2 and is imperative for optimum sinter results. The special geometry of the tray ensures homogeneous heat distribution.



Delivery forms

Programat® sinter tray	1x	627987
------------------------	----	--------

Programat® Dosto Tray

The Programat® Dosto Tray increases the loading capacity of the Programat S1, Programat S1 1600 and Programat S2 by approx. 40%. Sintering has only just become more efficient.



Delivery forms

Programat® Dosto Tray	1x	688790
-----------------------	----	--------

Programat® sinter tray fork

The sinter tray fork is used to place the sinter tray into the sintering chamber. Its shape has been precisely adjusted to fit the Programat sinter tray and Dosto Tray.



Delivery forms

Programat® sinter tray fork	1x	627988
-----------------------------	----	--------

Sinter furnace temperature checking set MTH (1500 °C / 2732 °F)

Ten temperature control rings to check the exact sintering temperature of the Programat® S1, Programat S1 1600 and Programat S2.



Delivery forms

Sinter furnace temperature checking set MTH (1500 °C/2732 °F)		627398
Sinter ring	10x	
Conversion table	1x	

Sinter furnace temperature checking set starter kit

The temperature checking set starter kit comprises all the components necessary to check and calibrate the sinter temperature of the Programat® S1, Programat S1 1600 and Programat S2.



Delivery forms

Sinter furnace temperature checking set, starter kit		627380
Sliding caliper	1x	
Sinter ring	5x	
Conversion table	1x	

Programat® calibration measuring aid

The Programat® calibration measuring aid supports users in measuring the control rings and provides them with a reliable measuring result as a basis for the furnace calibration.



Delivery forms

Programat® calibration measuring aid	1x	752035
---	-----------	---------------

Lab scanners and software

Scanning in new dimensions

What all our lab scanners have in common: They offer an almost complete degree of automation, easy and safe handling as well as high precision and true-to-detail scan results. All our scanners have been designed to meet the specific requirements of everyday lab work. They seamlessly integrate into the digital workflows from Ivoclar to facilitate daily laboratory routines. Used in combination with the proven exocad DentalCAD software, they offer various application options. Choose the lab scanner that best suits your individual needs.

Step 1: Choose your PrograScan lab scanner

PrograScan PS7

Simultaneous high speed for perfection

Our new high-end lab scanner captures upper and lower jaw models simultaneously. Short scan times and minimum user interaction help you maximize your efficiency in your everyday laboratory work.

- ✓ 1-year warranty on scanner hardware
- ✓ Optional warranty extension by additional 3 years
- ✓ PrograScan scan software included

Features:

- ✓ 1 click from start of the scan to the 3D model which is available in the CAD software in just 2 minutes
- ✓ 2 scan tables for simultaneous capturing of upper and lower jaw models
- ✓ 8 cameras
- ✓ White light LED
- ✓ Accuracy of 5 micrometres (ISO 12836)
- ✓ Texture scanning (colour texture)
- ✓ Digital articulator capturing for a maximum degree of automation (optional accessories)
- ✓ Automatic recognition of accessories and auto-start feature



Delivery forms

PrograScan PS7 Scanner incl. PC

Calibration Body autodetection	1x
Articulator Base autodetection	1x
Multi-Die holder (9) autodetection	1x
Model mounting Blu Tack autodetection	1x
Impression holder autodetection	1x
PC Workstation high performance	1x
EU, GB, CH	760773
US, CA, AUS, JP, BR	760774

PrograScan PS7 scanner (Delivery forms without PC)

Calibration Body autodetection	1x
Articulator Base autodetection	1x
Multi-Die holder (9) autodetection	1x
Model mounting Blu Tack autodetection	1x
Impression holder autodetection	1x
EU, GB, CH	760775
US, CA, AUS, JP, BR	760796

PrograScan PS5


Precision scans and versatile functions

High scan speed is the hallmark of the PrograScan PS5. This lets you complete your work process in significantly less time. Impressions are scanned fully automatically using a third axis. The scans are shown in colour.

- ✓ 1-year warranty on scanner hardware
- ✓ Optional warranty extension by additional 3 years
- ✓ PrograScan scan software included

Features:

- ✓ 1 scan table
- ✓ 4 cameras
- ✓ White light LED
- ✓ Accuracy of 5 micrometres (ISO 12836)
- ✓ Texture scanning (colour texture)
- ✓ Digital articulator capturing for a maximum degree of automization (optional accessories)
- ✓ Automatic recognition of accessories and auto-start feature



Delivery forms

PrograScan PS5-G2 Scanner incl. PC

Calibration Body autodetection	1x	
Articulator Base autodetection	1x	
Multi-Die holder (9) autodetection	1x	
Model mounting Blu Tack autodetection	1x	
Impression holder autodetection	1x	
PC Workstation high performance	1x	
EU, GB,CH		761340
US, CA, AUS, JP, BR		754873

PrograScan PS5-G2 Scanner (Delivery forms without PC)

Calibration Body autodetection	1x	
Articulator Base autodetection	1x	
Multi-Die holder (9) autodetection	1x	
Model mounting Blu Tack autodetection	1x	
Impression holder autodetection	1x	
PC Workstation high performance	1x	
EU, GB,CH		761342













Accessories PrograScan PS7 / PS5 (2nd generation)

Delivery forms

	<p>PC workstation high performance 760799</p> <p>High-performance PC (without monitor, keyboard, mouse), optimized for the use of exocad DentaCAD.</p>		<p>Protar SplitCast holder autodetection 760810</p> <p>With the aid of the optional split case adapter, the bite registrations of the most popular articulators can be transferred to the software automatically, correctly and without loss of precision.</p>
	<p>Calibration body autodetection 760800</p> <p>The high-precision glass body is used to re-calibrate the scanner.</p>		<p>Quicksplit SplitCast autodetection 760811</p> <p>With the aid of the optional split case adapter, the bite registrations of the most popular articulators can be transferred to the software automatically, correctly and without loss of precision.</p>
	<p>Articulator base autodetection 760801</p> <p>Base for placing an articulator in the PrograScan scanner.</p>		<p>Articulator calibration object 760813</p> <p>Centering key to transfer the model's position from physical articulator to virtual articulator in the CAD software.</p>
	<p>Multi-die holder (9) autodetection 760802</p> <p>Multi die adapter for scanning up to 9 single dies.</p>		<p>Model fixator rod 760812</p> <p>The model fixator rod is compatible with the model holder and secures the models firmly and reliably in occlusion.</p>
	<p>Model mounting screw system autodetection 760803</p> <p>Holder for the firm mounting of plaster models.</p>		<p>Impression holder autodetection 760885</p> <p>Holder for reliable impression scanning.</p>
	<p>Model mounting system Blu Tack autodetection 760804</p> <p>The model holder with Blu Tack is an alternative to the model mounting screw system and is used for scanning impressions and plaster models.</p>		<p>PrograScan 3D Bite Plate holder 760803</p> <p>Bite registration holder for bite registration in digital complete denture workflows using the Gnathometer CAD or 3D Bite Plate.</p>
	<p>Multi-die holder (14) autodetection 760806</p> <p>Multi-die holder for scanning up to 14 single dies.</p>		<p>PS Scanner Cover 753334</p>
	<p>Quarter tray holder autodetection 760807</p> <p>With the quarter tray adapter, partial upper and lower models and up to four dies can be scanned simultaneously.</p>		
	<p>Adesso SplitCast holder autodetection 760808</p> <p>With the aid of the optional split case adapter, the bite registrations of the most popular articulators can be transferred to the software automatically, correctly and without loss of precision.</p>		
	<p>SAM/Axio SplitCast holder autodetection 760809</p> <p>With the aid of the optional split case adapter, the bite registrations of the most popular articulators can be transferred to the software automatically, correctly and without loss of precision.</p>		
			

Accessories PrograScan PS5/PS3 (1st Generation)




















Delivery forms

	PS calibration body std.	753326
	PS model holder with screw std.	753327
	PS multi-die adapter std.	753328
	PS arti base for articulator std.	753330
	PS 3 rd axis for impression scan for PS5 only	753331
	PS model holder with Blu Tack and fixator	753332
	PS quarter tray adapter	753333
	PS split cast adapter for Artex/Adesso	753335
	PS split cast adapter for SAM	753337
	PS split cast adapter for Protar	753338
	PS split cast adapter for Quicksplit	753339
	PS scanner cover	753334

Step 2: Choose your software bundle

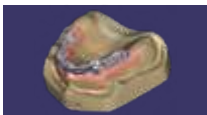
The exocad DentalCAD software covers a wide field of applications and presents an attractive choice for experienced users and newcomers to dental CAD.

You can acquire the exocad DentalCAD standard version (core) or one of the bundles to match your individual needs.

Product	Core Version	Advanced Bundle	Implant Bundle	Ultimate Bundle
 DentalCAD Core Version	✓	✓	✓	✓
 Virtual Articulator Module	Add-on	✓	✓	✓
 Provisional Module	Add-on	✓	✓	✓
 TruSmile™ Module	Add-on	✓	✓	✓
 ZRS Tooth Library	Add-on	✓	✓	✓
 Implant Module	Add-on	Add-on	✓	✓
 Bar Module 3	Add-on	Add-on	✓	✓
 DICOM Viewer Module	Add-on	Add-on	✓	✓
 Model Creator Module 4	Add-on	Add-on	Add-on	✓
 Smile Creator Module 5	Add-on	Add-on	Add-on	✓
 Jaw Motion Import Module 6	Add-on	Add-on	Add-on	✓
 Full Denture Module including Ivotion™ Denture System 16	Add-on	Add-on	Add-on	✓
 PartialCAD Module	Add-on	Add-on	Add-on	✓
 Bite Splint Module	Add-on	Add-on	Add-on	✓
 Full Denture Module	Add-on	Add-on	Add-on	✓
 Inspira™ Denture Tooth Library	Add-on	Add-on	Add-on	✓
 xSNAP Module 12	Add-on	Add-on	Add-on	Add-on
 InCAD Nesting Module	Add-on	Add-on	Add-on	Add-on
 Nesting Module (includes InCAD Nesting Module)	Add-on	Add-on	Add-on	Add-on

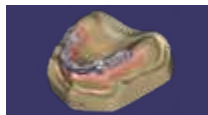
Dental CAD add-on applications

You can extend the exocad DentalCAD bundles with add-on modules to meet your individual requirements. The versatile add-on modules from exocad offer additional features that allow you to expand your offering with new services. This modular system offers maximum flexibility, as you do not have to purchase more than you really need. So you can tailor a solution that is optimally matched to your current requirements and budget.



Implant Module

With the Implant Module for DentalCAD, you can directly design screw-retained crowns and bridges as well as custom abutments.



Bar Module

The Bar Module allows fast and easy fabrication of standard dental bars as well as advanced complex bar designs.



Model Creator

The Model Creator helps you create physical models from intraoral scan data or impression scans.



FullDenture Module

The new FullDenture Module provides a guided workflow for designing full dentures.



PartialCAD

The PartialCAD module presents the ideal digital solution for designing model cast dentures.



Bite Splint Module

The Bite Splint Module is used for designing therapeutic bite guard splints.



Provisional Module

With the Provisional Module, you can create individualized temporary crowns and bridges.



TruSmile Module

The TruSmile Module provides realistic presentations of dental restorations.



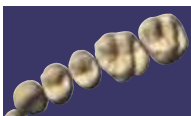
Smile Creator

The Smile Creator is the solution for predictable esthetic smile makeovers.



Virtual Articulator

The Virtual Articulator allows you to consider dynamic articulation and occlusion when designing any restoration.



Tooth Library

The Tooth Library provides an extensive library of beautiful natural teeth.



Jaw Motion Import

The Jaw Motion Import Module allows you to import jaw movement registration data from external jaw motion measurement devices.



DICOM Viewer

The DICOM Viewer allows you to visualize voxel data during the design process.












In-CAD Nesting Module

The In-CAD Nesting Module helps you place your restorations into an appropriate milling block.

DentalCAD stand-alone software

Stand-alone licences are separate software modules intended for specific applications.

Delivery forms

	Flex StandAlone DentalDB dongle	753279
	Flex StandAlone PartialCAD	753241
	Flex StandAlone FullDenture Module	753242
	Flex StandAlone Model Creator	753243
	Flex StandAlone Model Cre. Impl. Analog	753244
	Flex StandAlone xSNAP Module	760238
	Flex StandAlone Smile Cre. TruSmile	753245
	Flex StandAlone BiteSplint V.Articulator	753246
	Flex StandAlone Nesting	753247

Step 3: Choose your licence model

Perpetual Licence





















The Perpetual Licence is a permanent licence that is valid indefinitely. With an optional upgrade contract, you can benefit from continuous improvements and ensure your software is always up to date. In addition, you can also activate add-on modules and access to DentalShare free of charge. You can cancel the upgrade contract at any time without incurring additional cost; you will, however, lose access to DentalShare (material libraries).






















Flex Licence

The Flex License is a subscription-based model and offers various benefits, such as low initial cost and flexible activation and deactivation of modules. Regular upgrades are included in the price.

	Perpetual Licence without upgrade contract	Perpetual Licence with upgrade contract	Flex Licence
Upgrade included New software version including new and advanced functions, libraries, optimizations and patches	Included for 1 st year after initial activation*	✓	✓
Access to DentalShare Quick and effective multi-directional digital data exchange via the exocad software platform	Included for 1 st year after initial activation*	✓	✓
Access to exocad library portal Access to daily updated official libraries for prosthetic components and denture teeth	Included for 1 st year after initial activation*	✓	✓
Activation of add-on modules Expansion of the core version by up to 15 modules for maximum flexibility and additional indications (at additional cost)	Optional for 1 st year after initial activation*	✓	✓
Replacement of defective dongles Quick and free replacement of defective dongles	Included for 1 st year after initial activation*	✓	✓
Deactivation of modules Deactivation of modules that are no longer needed. Savings on annual upgrade fees	–	–	✓
Replacement of lost dongles Quick and free replacement of lost or stolen dongles	–	–	✓
Perpetual Licence Licence without runtime limitation	✓	✓	–

*If the upgrade contract has not been cancelled

Perpetual Licence					
	Perpetual Dongle Core Lab Version	753092		Perpetual Licence Bar Module	753251
	Perpetual Dongle Advanced Lab Bundle	753093		Perpetual Licence Model Creator	753252
	Perpetual Dongle Implant Lab Bundle	753094		Perpetual Licence Smile Creator	753253
	Perpetual Dongle Ultimate Lab Bundle	753095		Perpetual Licence Provisional Module	753254
	Perpetual Dongle IV Lab Bundle I	753096		Perpetual Licence DICOM Viewer	753255
	Refresh Fee	753278		Perpetual Licence Bite Splint Module	753256
	Sub. Perpetual Upgrade Core Lab Version	753042		Perpetual Licence TruSmile	753257
	Sub. Perpetual Upgrade Advanced Lab Bundle	753043		Perpetual Licence FullDenture Module	753258
	Sub. Perpetual Upgrade Implant Lab Bundle	753044		Perpetual Licence PartialCAD	753259
	Sub. Perpetual Upgrade Ultimate Lab Bundle	753045		Perpetual Licence Tooth Library ZRS Wiedmann	753260
	Sub. Perpetual Upgrade IV Lab I Bundle	753056		Perpetual Licence xSNAP Module	760236
	Perpetual Licence Implant Module	753248		Perpetual Licence In-CAD Nesting	753261
	Perpetual Licence Virtual Articulator	753249		Perpetual Licence Nesting	753262
	Perpetual Licence Jaw Motion Import	753250			

Flex Licence					
	Flex Dongle Core Lab Version	753097		Flex Bar Module	753110
	Flex Dongle Advanced Lab Bundle	753098		Flex Model Creator	753111
	Flex Dongle Implant Lab Bundle	753099		Flex Smile Creator	753112
	Flex Dongle Ultimate Lab Bundle	753100		Flex Provisional Module	753113
	Flex Dongle IV Lab Bundle I	753101		Flex DICOM Viewer	753114
	Sub. Flex Core Lab Version	753072		Flex Bite Splint Module	753115
	Sub. Flex Advanced Lab Bundle	753073		Flex TruSmile	753116
	Sub. Flex Implant Lab Bundle	753074		Flex FullDenture Module	753117
	Sub. Flex Ultimate Lab Dongle	753075		Flex PartialCAD	753118
	Sub. Flex IV Lab Bundle	753076		Flex Tooth Library ZRS Wiedmann	753119
	Flex Implant Module	753107		Flex xSNAP Module	760237
	Flex Virtual Articulator	753108		Flex In-CAD Nesting	753120
	Flex Jaw Motion Import	753109		Flex Nesting	753121

Ivotion® Denture System

The Ivotion Denture System is now also available as part of the exocad DentalCAD software, allowing the efficient fabrication of digital dentures. Based on the FullDenture module, the Ivotion Denture add-on is required to enable the Ivotion functions and the oversize process.

In addition, the add-on also provides access to our tooth libraries that contain our popular tooth lines for tooth set-ups according to classic or lingualized occlusal schemes. Dentures can be designed efficiently by using the suggested tooth set-up and tailor individual teeth or entire groups of teeth to the specific requirements of the patient.



Delivery forms

Ivotion® Denture add-on

Perpetual Licence Ivotion Denture add-on	757550
Flex Ivotion Denture add-on	757551
Flex StandAlone Ivotion Denture add-on	757552

Tooth libraries

Ivotion Denture System library exocad (Ivotion, SR Phonares II, SR Vivodent S DCL / S PE, BlueLine)	757608
Ivotion library exocad	757609
SR Phonares II library exocad	757610
SR Vivodent S PE / S DCL library exocad	757611
BlueLine library exocad	757612

3Shape is another option to tailor a CAD/CAM solution matched to your lab's current size, budget and business model, and expand your offering with new services as you grow. Choose a scanner and the design software.

The LabCare package is included for the first year after purchase. From the second year on, you can choose whether to switch to the Basic version or continue with LabCare.

Step 1: Choose your 3Shape scanner

3Shape F8

The 3Shape F8 lets laboratories do more, at once. The F8 lab scanner offers high productivity, enabling dental labs to complete upper and lower jaw scans and a multitude of extended scan workflows with minimal scanner interaction. With F8 as part of a complete 3Shape solution, labs can achieve complete workflow versatility to support all digital and analog case types.

- ✓ 5-year warranty with LabCare
- ✓ 1-year warranty with Basic package
- ✓ Scan Only licence included

Features:

- ✓ Dual model scanning
- ✓ 4 cameras (5.0 megapixel)
- ✓ Multi-line blue LED
- ✓ Accuracy of 4 micron (ISO 12836)
- ✓ Texture scanning (colour texture)
- ✓ Die-in-model scanning
- ✓ Scan speed (full arch): 9 s
- ✓ Scan speed (full arch impression): 45 s



Delivery forms

3Shape F8	760953
Lab scanner calibration object	1x
Scanning interface plate	3x
Scan height adapter	1x
Blu Tack®	1x
Multi-die holder	1x
Articulator holder incl. 2 rubber bands	1x
Generic transfer plate	1x

Accessories 3Shape F8

Delivery forms

	<p>F8 articulator plate 760947</p> <p>For the straightforward placement of articulators in the F8 lab scanner. Included in the delivery</p>
	<p>F8 Height adaptor – 1 stripe 760948</p> <p>Height adapter for position 1 in the scanner to ensure that models and dies are placed correctly for scanning. Included in the delivery</p>
	<p>F8 height adaptor – 2 stripes 760949</p> <p>Height adapter for position 2 in the scanner to ensure that models and dies are placed correctly for scanning. Included in the delivery</p>
	<p>F8 transfer podium – 1 stripe 760950</p> <p>Transfer podium for the transfer plate on position 1 in the scanner to ensure that models and dies are placed correctly for scanning. Included in the delivery</p>
	<p>F8 transfer podium – 2 stripes 760951</p> <p>Transfer podium for the transfer plate on position 2 in the scanner to ensure that models and dies are placed correctly for scanning. Included in the delivery</p>
	<p>F8 vertical tray fixture 760952</p> <p>Holder for securing dental impressions in the scanner. The device is placed directly on F8 position 1 in the scanner. Included in the delivery</p>

3Shape E4

Multi-line blue LED technology and four high-resolution 5 MP cameras enable a die-in-model scanning strategy. Given its high scan speed, this scanner is especially suited for high-end dental labs that perform a high volume of digital restorations.

- ✓ 5-year warranty with LabCare
- ✓ 1-year warranty with Basic package
- ✓ Scan Only licence included

Features:

- ✓ 4 cameras (5.0 megapixel)
- ✓ Multi-line blue LED
- ✓ Accuracy of 4 microns (ISO12836)
- ✓ Texture scanning (colour texture)
- ✓ Die-in-model scanning
- ✓ Scan speed (full arch): 11 s
- ✓ Scan speed (full arch impression): 45 s



Delivery forms

3Shape E4	746436
Lab scanner calibration object	1x
Scanning interface plate	3x
Scan height adapter	1x
Blu Tack®	1x
Multi die holder	1x
Articulator holder incl. 2 rubber bands	1x
Generic transfer plate	1x

3Shape E3

Two high-resolution 5 MP cameras and blue LED speckle-free technology provide extraordinary speed and highly accurate colour scanning. Perfect for large, high-volume production-orientated labs.

- ✓ 5-year warranty with LabCare
- ✓ 1-year warranty with Basic package
- ✓ Scan Only licence included

Features:

- ✓ 2 cameras (5.0 megapixel)
- ✓ Multi-line blue LED
- ✓ Accuracy of 7 microns (ISO12836)
- ✓ Texture scanning (colour texture)
- ✓ Scan speed (full arch): 18 s
- ✓ Scan speed (full arch impression): 64 s



Delivery forms

3Shape E3	746441
Lab scanner calibration object	1x
Scanning interface plate	3x
Scan height adapter	1x
Blu Tack®	1x
Multi-die holder	1x
Articulator holder incl. 2 rubber bands	1x
Generic transfer plate	1x

3Shape E2

Texture scanning and high-resolution 5 MP cameras make the E2 scanner an appropriate solution for medium-sized laboratories that demand a high level of accuracy and detail for demanding applications.

- ✓ 5-year warranty with LabCare
- ✓ 1-year warranty with Basic package
- ✓ Scan Only licence included

Features:

- ✓ 2 cameras (5.0 megapixel)
- ✓ Multi-line blue LED
- ✓ Accuracy of 10 microns (ISO 12836)
- ✓ Texture scanning (black/white)
- ✓ Scan speed (full arch): 24 s
- ✓ Scan speed (full arch impression): 72 s



Delivery forms

3Shape E2	746446
Lab scanner calibration object	1x
Scanning interface plate	3x
Scan height adapter	1x
Blu Tack®	1x
Articulator holder incl. 2 rubber bands	1x
Generic transfer plate	

Step 2:

Desktop Ultra PC

Highest scan performance

- Recommended for E2, E3, E4, F8
- Recommended for all software packages (ideal for implant-supported bridges and denture designs)
- 3-year warranty on PC

705799

Desktop High Performance PC

High scan performance

- Recommended for E2, E3, E4
- Recommended for all software packages
- 3-year warranty on PC

690255

Desktop Standard PC

Standard scan performance

- Recommended for E2
- Recommended for Dental System Crown & Bridge
- 3-year warranty on PC

664333

Step 3: Choose your software package



DentalSystem™ Scan Only

The easiest entry to digital technologies!
Receive TRIOS jobs or scan plaster models and send the data to an external design service provider.

Included in the purchase of a new scanner



DentalSystem™ Crown & Bridge

Design full-contour anatomies, bridges, copings, frameworks and wax-ups. Use CAD Points to design more challenging applications.

691802



DentalSystem™ Premium

This software allows you to design all applications from the Crown & Bridge package plus splints, digital temporary restorations, digital smile design, telescopes, post & core, RealView and more.

691499



DentalSystem™ Complete Restorative

Get all indications from the Premium and Removable packages plus all available restorative add-ons to design abutments, implant bars, models and more at an attractive price.

697500



DentalSystem™ Removable

For labs that specialize in providing full and partial dentures.

740500

Optional



Add-ons and CAD Points

Supplement your software solution with add-on modules to offer abutments, implant bars and bridges, models, dentures and more. Or, purchase CAD Points to use on a case by case basis for indications not included in your package.

Range of functions



	Crown & Bridge	Premium	Complete Restorative	Removable
Copings and bridge frameworks	✓	✓	✓	Upgrade
Anatomical copings and bridge frameworks	✓	✓	✓	Upgrade
Full anatomical crowns and bridges	✓	✓	✓	Upgrade
Single wax-ups / wax-up bridges	✓	✓	✓	Upgrade
Wax-ups / wax-up-bridges	✓	✓	✓	Upgrade
Inlays / onlays / inlay bridges / veneers	✓	✓	✓	Upgrade
Attachments	✓	✓	✓	✓
Table tops and non-prep veneers	Upgrade / CAD Points	✓	✓	Upgrade
Multi-layer crowns and bridges	Upgrade / CAD Points	✓	✓	Upgrade
Digital temporaries	Upgrade / CAD Points	✓	✓	Upgrade
Virtual diagnostic wax-ups	Upgrade / CAD Points	✓	✓	Upgrade
Post & core	Upgrade / CAD Points	✓	✓	Upgrade
Telescopes	Upgrade / CAD Points	✓	✓	Upgrade
Gingiva on all indications	Upgrade / CAD Points	✓	✓	Upgrade
Positioning guides	Upgrade / CAD Points	✓	✓	Upgrade
Customized impression trays for implants	Upgrade / CAD Points	✓	✓	✓
Customized abutments and screw-retained crowns	Add-on / CAD Points	Add-on / CAD Points	✓	Add-on / CAD Points
Implant bars and bridges	Add-on / CAD Points	Add-on / CAD Points	✓	Add-on / CAD Points
Full dentures	Add-on / CAD Points	Add-on / CAD Points	✓	✓
Removable partial dentures	Add-on / CAD Points	Add-on / CAD Points	✓	✓
Copy dentures	Upgrade / CAD Points	Add-on / CAD Points	✓	✓
Customized impression trays for dentures	Upgrade / CAD Points	✓	✓	✓
Digital models	Add-on / CAD Points	Add-on / CAD Points	✓	Add-on / CAD Points
Smile design – 2D design of smiles	Add-on / Upgrade	✓	✓	Add-on / Upgrade
Splint design, night guards and mouthguards	Add-on / Upgrade	✓	✓	Add-on / Upgrade
Orthodontics / Orthodontic appliances	Add-on	Add-on	Add-on	Add-on
Implant planning and surgical guides	Add-on	Add-on	Add-on	Add-on










✓ Included
 Upgrade / CAD Points Upgrade to Premium or Complete Restorative or apply CAD Points
 Add-on / CAD Points Purchase add-on module or apply CAD Points.
 Upgrade Requires upgrade to Premium or Complete Restorative.

Choose optional add-ons

Add-on software modules

Add-on software can only be used with a valid 3Shape Dental System.

Please note that the licence model chosen for your Dental System will also be applied for your optional add-on software modules.

		Basic Licence	LabCare Licence
	Abutment Designer Extension of the Dental System for the design of individual abutments and screw-retained crowns	702198	676278
	Implant Bar & Bridge Extension of the Dental System for the design of bridges and bars with direct screw retention	702199	676279
	Set: Abutment / Bar & Bridge Dental System extension set for the design of individual abutments, screw-retained crowns as well as bridges and bars with direct screw retention	702200	676280
	Removable Extension of the Dental System for the design of model cast constructions	–	676281
	Full Denture Extension of the Dental System with all basic features required for the design of full dentures	702202	676266
	ModelBuilder™ TRIOS® Extension of the Dental System for the design of digital models. For use with: TRIOS sans / 3Shape impression scans	702203	676282
	ModelBuilder™ All Scans Extension of the Dental System for the design of digital models. For use with: TRIOS scans / Sirona CEREC scans* / iTero Scans / 3M True definition scans / PlanScan scans / STL scans / Carestream scans / 3Shape impression scans	702204	676264
	Scan It Impression Extension of the Dental System for scanning impressions including Model Builder™ for 3Shape impression scans	702205	676301
	Smile Design Extension of the Dental System Crown & Bridge to include digital Smile Design. This addition allows realistic images of the patient's future smile to be shared. Smile Design is already included in the Premium and Complete Restorative Dental System.	705815	705805
	Implant Studio Extension of the Dental System for the planning of implants and drill templates	–	768964

*Not available in the USA / An additional Sirona module is required

CAD Points

Add-on software can only be used with a valid 3Shape Dental System.

Please note that the licence model chosen for your Dental System will also be applied for your optional add-on software modules.

Please note that you must have at least a 3Shape Dental System Crown & Bridge installed to use CAD Points.



Delivery forms

CAD Points	100	676284
	200	676285
	500	676286
	1000	757613
	2000	757614
	5000	757615
	10000	757616
	20000	757617

CAD Points required for various applications:

Copings and bridge frameworks	4 per bridge unit
Anatomical copings and bridge frameworks	4 per bridge unit
Gingiva for all indications	4 per case
Individual wax model / bridge wax model	4 per case
Tabletops and non-prep veneers	4 per unit
Multi-layer crowns and bridges	4 per case
Digital temporaries	4 per unit
Virtual diagnostic wax-ups	4 per unit
Posts and cores	4 per unit

Telescopes	4 per unit
Individual abutments and screw-retained crowns	9 per implant
Implant bars and bridges	9 per implant
Full dentures	15 per case
Removable partial dentures	15 per case
Individual custom trays	4 per case
Model Builder TRIOS cases	6 per case
Model Builder cases from third-party manufacturers*	12 per case
Positioning aids	4 per case

Step 4: Choose your licence model

LabCare is included for the first year when you purchase your licence for your Dental System. Benefit from regular updates to stay up to date at all times.

From the second year on, you can choose whether to continue with LabCare or switch to the Basic package.

Please note that the licence model chosen for your Dental System will also be applied for your optional add-on software modules.

Ivotion® System library









Digital dentures are designed and customized in the 3Shape Dental System using software that guides the user intuitively through the process.

Extensive tooth libraries of our popular tooth lines with tooth set-ups according to classical and lingualized occlusal schemes are available to facilitate the process. Dentures can be designed efficiently by using the suggested tooth set-up and tailor individual teeth or entire groups of teeth to the specific requirements of the patient.

Delivery forms

Ivotion® Denture System library 3Shape <small>(SR Phonares II, SR Vivodent S PE / S DCL, Ivotion library, Blueline library)</small>	743951
SR Phonares II library 3Shape	743952
SR Vivodent S PE / S DCL library 3Shape	743953
Ivotion® library 3Shape	743954
Blueline library 3Shape	743955

Stand-alone software

		LabCare	Basic Package
	Dental System Scan Only – Stand-alone Scanning software for 3Shape scanners as stand-alone to give the flexibility to use an existing dongle with Dental System design modules on another workstation.	747085	747092
	Dental System Crown & Bridge – Stand-alone Design full anatomies, bridges, copings, frameworks and wax-ups. Use CAD Points to provide advanced indications. Includes the ability to receive 3Shape TRIOS® cases	690050	747088
	Dental System Premium – Stand-alone Design all indications from the Crown & Bridge package plus splints, digital temps, digital smile design, RealView, telescopes, post & core and more. Includes the ability to receive TRIOS cases	662910	747087
	Dental System Complete Restorative – Stand-alone Get all indications from the Premium and Removable packages plus all available restorative add-ons to design abutments, implant bars, models and more at an attractive price.	697367	747086
	Dental System Removables – Stand-alone For labs that specialize in providing full and partial dentures. Impression scanning for dentures included	690056	747089
	Removable Partial Design – Stand-alone CAD software for designing removable partial dentures including Dental Manager	664322	747090
	Full Dentures – Stand-alone CAD software for designing full dentures including Dental Manager. Impression scanning for dentures included	662347	747091
	Dental Manager Inbox – Stand-alone Order reception and filtering software.	676304	747093

3Shape TRIOS Inbox*

3Shape Communicate account for online communication between lab and dentist. Inbox to receive 3Shape TRIOS® scans directly from dentists.

- **3Shape TRIOS Inbox – Unlimited**
 Inbox to receive unlimited TRIOS cases per year. Includes STL export option and trial version of Dental System Premium – TRIOS only with 20 saves. Included in Dental System.
- **3Shape TRIOS Inbox – 6,000 cases per year**
 Inbox to receive 6,000 TRIOS cases per year. Includes STL export option and trial version of Dental System Premium – TRIOS only with 20 saves.
- **3Shape TRIOS Inbox – 1,200 cases per year**
 Inbox to receive 1,200 TRIOS cases per year. Includes STL export option and trial version of Dental System Premium – TRIOS only with 20 saves.

Delivery forms

3Shape TRIOS Inbox – Unlimited scans	757589
TRIOS Inbox stand-alone unlim. Case/year	759499
3Shape TRIOS Inbox 6,000 cases per year	757588
3Shape TRIOS Inbox 1,200 cases per year	757587
TRIOS Inbox stand-alone 1,200 Case/year	759497

*TRIOS Inbox is replacing the '3Shape Communicate Inbox Standalone' item. It enables receiving TRIOS IOS cases. Customers can choose from tiers according their yearly volume. The licence is charged when starting the service (first year). The licence continues as a subscription from the second year. Invoicing and cases count is on a yearly basis. If tier is exceeded, additional scans can be purchased via CAD Points (1 CAD Point per case).

Additional seats

Extension by one "additional seat" for use at an additional workstation.

	Basic Licence	LabCare Licence
Dental System:		
Dental System™ Crown&Bridge – Additional seat	–	690260
Dental System™ Premium – Additional seat	–	676272
Dental System™ Complete Restorative – Additional seat	–	697393
Add-on software:		
Removable – Additional seat	–	690079
Full Denture – Additional seat	–	690082
Set: Abutment / Bar&Bridge – Additional seat	–	690073
Abutment Designer – Additional seat	–	676257
Splint Design seat – Additional seat	–	742238
Implant Studio stand-alone – Additional seat	–	754702
Implant Studio add-on to DS – Additional seat	–	754701
Dental System software package Stand-alone LabCare First seat:		
Dental System Complete Restorative	–	697367
Dental System Premium	–	662910
Crown & Bridge	–	690050
Removables stand-alone set		690056
Removables stand-alone		664322
Full Dentures stand-alone		662347
Dental System Scan Only stand-alone		747085
Dental Manager Inbox 100		676304

Upgrades

Do you want to switch to a more suitable software package? Simply upgrade to the package of your choice. The upgrades listed below are valid for 1 workstation. If your dongle contains more than one workstation, you can choose whether you want to upgrade both or just one of the packages. Please note that if your workstation is equipped with LabCare, the renewal date of the annual subscription will not change.

	Basic Licence	LabCare Licence
Dental System™ upgrade: Scan Only → Crown&Bridge	–	691802
Dental System™ upgrade: Scan Only → Premium	–	697499
Dental System™ upgrade: Scan Only → Complete Restorative	–	697500
Dental System™ upgrade: Crown&Bridge → Premium	–	691801
Dental System™ upgrade: Crown&Bridge → Complete Restorative	–	697501
Dental System™ upgrade: Premium → Complete Restorative	–	697502

Trade-up

Our trade-up scanners offer you the chance to upgrade to state-of-the-art scanner technology for an attractive price.

The customer receives a new 3Shape lab scanner and PC and can continue to work with the existing dongle.

The 3Shape trade-up scanners are available at an attractive price, compared to a brand new scanner equipped with the Dental System Premium software.

Please contact your Ivoclar sales representative about the local availability of this trade-up offer.

Conditions:

- ✓ First, the customer is charged the price of the trade-up scanner incl. the return credit. As soon as 3Shape has received the old scanner, the return credit will be returned to the customer.
- ✓ The trade-up scanner program includes a new PC. The customer will continue to use the existing software package, service contract and the existing software modules and the licence period will remain unchanged.
- ✓ The 3Shape trade-up program applies for all 3Shape scanners.
- ✓ When ordering, please enter the serial number of the scanner and the dongle number of the existing 3Shape scanner.

Trade-in

The trade-in program applies to the exchange of a third-party system for a new 3Shape laboratory scanner system. This includes a new PC and your choice of a Dental System Premium software package.

The trade-in program applies for specified scanners from third-party manufacturers when a E2, E3, E4 or F8 scanner is purchased.

Please contact your Ivoclar sales representative about the local availability of this trade-up offer.

Ortho System add-on to Dental System

Delivery forms

Clear Aligner Studio

697396

Scanner accessories

3Shape Dental System comes with default PCs that have been chosen to give a great scanning and design experience. For advanced users who scan and design advanced cases, an upgrade of the PC can give a significant performance enhancement. Depending on the scanner model, different options exist for upgrading the standard PC to a more powerful PC.

DentalSystem™ CAD PC

High-performance PC (without monitor), optimized for use with the 3Shape Dental System.

- ✓ High-quality graphics card
- ✓ Mouse and keyboard included (English)
- ✓ 3-year on-site service by HP

Delivery forms

Desktop Standard	1 pc.	664333
Standard PC for E2		
Desktop High Performance	1 pc.	690255
Standard PC for E3, E4		
Desktop Ultra	1 pc.	705799
Upgrade for E1, E2, E3, E4		



Desktop Standard



Desktop High Performance



Desktop Ultra

				
E2	✓	✓	✓	
E3	-	✓	✓	
E4	-	✓	✓	
F8	-	-	✓	

Keyboard

An English keyboard is included in delivery with the CAD PCs. If required, keyboards in other languages are available to order.



Delivery forms

Keyboard	1 pc. each	
German		662911
Italian		674698
Spanish		674699
French		674700

Articulator transfer plates

The transfer plates are used for the easy transfer of the models into the scanner, without having to detach the models from the articulating plaster. The correct articulator position is transferred directly to the software without requiring a vestibular scan.

Transfer plate Stratos+ Artex

- ✓ Compatible with Stratos 100, 200, 300* and Artex



Delivery forms

Transfer plate Stratos+Artex – 1 stripe for D750, D850, D900L, D1000, D2000 (left axis), E1, E2, E3, E4	1 pc.	672663
Transfer plate Stratos+Artex – 2 stripes for D2000 (right axis)	1 pc.	681663

Transfer plate SAM

- ✓ Compatible with SAM



Delivery forms

Transfer plate SAM – 1 stripe for D750, D850, D900L, D1000, D2000 (left axis), E1, E2, E3, E4	1 pc.	672665
Transfer plate SAM – 2 stripes for D2000 (right axis)	1 pc.	681665

Transfer plate KaVo Protar

- ✓ Compatible with KaVo Protar



Delivery forms

Transfer plate KaVo Protar – 1 stripe for D750, D850, D900L, D1000, D2000 (left axis), E1, E2, E3, E4	1 pc.	672666
Transfer plate KaVo Protar – 2 stripes for D2000 (right axis)	1 pc.	681665

*In conjunction with the Baumann Adesso System

Transfer plate Shofu MSMP

- ✓ Compatible with Shofu articulators



Delivery forms

Transfer plate Shofu MSMP – 1 stripe for D750, D850, D900L, D1000, D2000 (left axis), E1, E2, E3, E4	1 pc.	690247
Transfer plate Shofu MSMP – 2 stripes for D2000 (right axis)	1 pc.	690248

Transfer plate generic

- ✓ To make your own transfer system



Delivery forms

Transfer plate generic – 1 stripe for D750, D850, D900L, D1000, D2000 (left axis), E1, E2, E3, E4	1 pc.	690249
Transfer plate generic – 2 stripes for D2000 (right axis)	1 pc.	690250

Calibration object

- ✓ For calibrating scanners

Delivery forms

Calibration object		757598
---------------------------	--	---------------

Additional scanner accessories

3Shape accessories and spare parts to optimize the use of various scanning and construction functions.

Articulator calibration object

For the transfer of the physical model position into the virtual articulator of the design software, eliminating the need for a vestibular scan.

- ✓ Easy calibration of articulators
- ✓ Suitable for use in conjunction with all transfer plates available



Delivery forms

Articulator calibration object	1 pc.	680343
--------------------------------	-------	--------

Interface plate

The interface plate serves as a holder for the putty (Blue Tack) during scanning.

- ✓ Compatible with all 3Shape scanners



Delivery forms

Interface plate	1 pc.	659308
-----------------	-------	--------

Full Denture Fixture

Holder for securing impressions. For fixation of the Gnathometer CAD, please refer to item 768083, which is available separately.

- ✓ Compatible with all 3Shape scanners



Delivery forms

Impression holder	1 pc.	697506
-------------------	-------	--------

Implant model holder

Holder for the safe mounting of implant models.

- ✓ Compatible with all 3Shape scanners



Delivery forms

Implant model holder	1 pc.	662326
----------------------	-------	--------

Wax-up model holder

Holder for the fixation of wax-ups during scanning.

- ✓ Compatible with all 3Shape scanners



Delivery forms

Wax-up model holder	1 pc.	664323
---------------------	-------	--------

Occlusion model holder

Holder for the fixation of upper and lower jaw models during scanning.

- ✓ Compatible with all 3Shape scanners



Delivery forms

Occlusion model holder	1 pc.	659272
------------------------	-------	--------

Multi-die holder

The multi-die holder is used in combination with the scan height adapter and enables up to 7 individual dies to be scanned.

- ✓ Compatible with all 3Shape scanners



Delivery forms

Multi-die holder	1 pc.	690849
------------------	-------	--------

Scan height adapter

The scan height adapter enables models to be positioned at the right height in the scanner.



Delivery forms

Scan height adapter – 1 stripe	1 pc.	690253
for D750, D850, D900L, D1000, D2000 (left axis)		
Scan height adapter – 2 stripes	1 pc.	690254
for D2000 (right axis)		
Scan height adapter – E-scanner models	1 pc.	690848
for E1, E2, E3, E4		

Occlusion set-up tool

Enables users to align the upper and lower jaw prior to scanning, eliminating the need for a vestibular scan.

- ✓ Incl. calibration plate and 4 interface plates
- ✓ Compatible with all 3Shape scanners with large construction space and all commercially available transfer plates



Delivery forms

Occlusion set-up tool	1 pc.	680344
Calibration plate for occlusion set-up tool	1 pc.	690251
Interface plate for occlusion set-up tool	1 pc.	690252

Articulator holder

Allows you to mount all 3Shape appropriate articulators in the E-scanner models. Requires Dental System software version 17.3.0 or higher.

- ✓ Compatible with the scanners E1/E2/E3/E4



Delivery forms

Articulator holder	1 pc.	697440
--------------------	-------	--------

3Shape rubber bands

As a replacement or addition to the rubber bands included with the 3Shape articulator holder.



Delivery forms

3Shape rubber bands	4 pcs	697441
---------------------	-------	--------

Milling machines and CAM software

PrograMill® PM7

If you are looking for efficiency and performance, then the high-performance PrograMill® PM7 is the right choice for you. This machine is suitable for a versatile variety of materials and applications in wet and dry milling processes.

Equipped with a high-performance spindle, the high-power 5-axis milling machine efficiently produces restorations that are distinguished by their outstanding surface quality and excellent accuracy of fit.



Delivery forms

PrograMill® PM7 system	1 pc.	689240
Milling machine, material holder, tools, Operating Instructions, accessories		

Accessories

PrograMill disc holder for PM7/PM5/PM3	7 pcs	689242
IPS e.matrix for PM7/PM5/PM3	1 pc.	689241
RFID container for disc holder	1 pc.	689246
RFID container for IPS e.matrix	1 pc.	721371
Spindle protection cap for PM7	5 pcs	740699
PrograMill micrometer	1 pc.	697681
PrograMill tool green 2.5 for PM7	1 pc.	689024
PrograMill tool green 1.0 for PM7	1 pc.	689025
PrograMill tool green 0.5 for PM7	1 pc.	689026
PrograMill tool safety pin for PM7	1 pc.	695045
Collet for PM7	1 pc.	749932
Spindle maintenance set for PM7	1 pc.	689253
Tool magazine for PM7	1 pc.	689251

Ivoclar Monitoring

Ivoclar Monitoring lets you monitor your Ivoclar lab equipment from anywhere. Receive real-time updates and push notifications from G2 devices of the PrograMill and Programat series.

* Smart, transparent and free of charge.

Available free of charge in the App store



PrograMill® PM3

High precision and consistent results are the distinguishing features of the PrograMill® PM3. This 5-axis milling machine provides great flexibility. It can process a diverse range of materials for a versatile spectrum of applications in both wet and dry operation.

The PrograMill PM3 is more than an entry-level dental mill: It offers technical sophistication, intuitive operation and high-quality results.



Delivery forms

PrograMill® PM3 system	1 pc.	689238
-------------------------------	--------------	---------------

Milling machine, material holder, tools,
Operating Instructions, accessories

Accessories

PrograMill disc holder for PM7/PM5/PM3	7 pcs	689242
IPS e.matrix for PM7/PM5/PM3	1 pc.	689241
RFID container for disc holder	1 pc.	689246
RFID container for IPS e.matrix	1 pc.	721371
Spindle protection cap for PM5/PM3	5 pcs	740700
PrograMill micrometer	1 pc.	697681
Collet for PM5/PM3	2 pcs	749661
Collet wrench for PM5/PM3	1 pc.	741450
PrograMill tool green 2.5 for PM5/PM3	1 pc.	689047
PrograMill tool green 1.0 for PM5/PM3	1 pc.	689048
PrograMill tool green 0.5 for PM5/PM3	1 pc.	689049
Spindle maintenance set for PM5/PM3	1 pc.	689252
Tool magazine for PM5/PM3	1 pc.	702053

PrograMill® Suction Unit

The PrograMill suction unit is ideally adapted to the requirements of the PrograMill milling machines. The use of cyclone technology enables up to 95% of the coarse particles to be separated in a pre-separation stage.



Delivery forms

PrograMill Base Set (incl. suction unit and tank)	set 1	689970
PrograMill Base (without devices)	1 pc.	689971
PrograMill Base Inlay	1 pc.	689972
PrograMill Suction Unit	1 pc.	689973
PrograMill Tank	1 pc.	689978
PrograMill Prefilter for Suction Unit (replacement)	1 pc.	689974
PrograMill Fine Filter for Suction Unit (replacement)	1 pc.	689975
PrograMill Tank	1 pc.	689978
PrograMill Filter for Tank (replacement)	1 pc.	689979
PrograMill Filtercartridge for Tank (replacement)	1 pc.	689980

PrograMill® DRY

PrograMill® DRY is a compact 5-axis dry milling machine and combines coordinated processes with high-quality materials, mature technologies and comfortable handling.

Thanks to its compact design, the mill scores highly on flexibility. The machine manufactures crowns and bridges from zirconium oxide and innovative digital denture solutions from PMMA materials, such as full dentures from the Ivotion discs.

The mill also features a quick clamping system that can be operated with just one hand and without the need for additional tools, making changing materials intuitive and simple.



Delivery forms

PrograMill® DRY system	1 pc.	746260
-------------------------------	--------------	---------------

Milling machine, tools, Operating Instructions, accessories

Accessories

Spindle maintenance set	1 pc.	746383
Administrated tool board	1 pc.	746384
Calibration set PrograMill DRY incl.	1 pc.	747808
Micrometer (item no. 667766)	1 pc.	
Test specimen blanks (item no. 667766) 3 pcs	3 pcs	
Calibration cutter (item no. 667766)	1 pc.	
Tool magazine inserts PrograMill DRY	2 pcs	747791
Adapter for connecting the extraction system	1 pc.	666564
PrograMill tool yellow 2.5 for PrograMill DRY	2 pcs	748043
PrograMill tool yellow 1.0 for PrograMill DRY	2 pcs	748042
PrograMill tool yellow 0.7 for PrograMill DRY	2 pcs	748041
Ivotion denture ring PrograMill DRY	1 pc.	750661
Key for emergency release of the working chamber door	2 pcs	682383
Measurement pin	1 pc.	659320
Drill for tool positions	1 pc.	747804
USB cable	1 pc.	747764

PrograMill® Base

The PrograMill Base combines function and esthetics. The modern base cabinet integrates a powerful and low-noise coolant system – the optimal foundation for the PrograMill milling machines PM7, PM5 and PM3. The PrograMill Suction Unit has different filter levels for filtering harmful particles. The PrograMill Tank has a capacity of 15 litres and automates the wet processing procedure. The drawer includes a specifically designed insert for accommodating materials, tools and accessories.



Product comparison



Overview of technical data

	PrograMill PM7	PrograMill PM3	PrograMill DRY
Material magazine	8 discs / e.matrix holder	1 disc / e.matrix holder	1 disc
Block / Disc process	✓ / ✓	✓ / ✓	- / ✓
Automatic tool changer	20	13	16
Harmonic drive gear	✓	✓	-
Stepper motors	-	-	✓
Servomotors	✓	✓	-
Zero-point clamping system	✓	✓	-
Spindle	Jaeger 970 W / 60,000 rpm	Jaeger 390 W / 60,000 rpm	SFK 300P 500 W / 60,000 rpm
Ionizer	✓	-	-
Automatic machine calibration	-	-	-
Internal PC	✓	✓	-
Internal high-resolution touchscreen display	✓	✓	-

Areas of application

Veneers, thin veneers, occlusal veneers	✓	✓	✓
Inlays, onlays, partial crowns	✓	✓	✓
Full-contour crowns	✓	✓	✓
Full-contour bridges	✓	✓	✓
Crown frameworks	✓	✓	✓
Bridge frameworks	✓	✓	✓
Multi-unit bridges	✓	✓	✓
Tooth segments	✓	✓	✓
Denture bases	✓	✓	✓
Digital full arch dentures	✓	✓	✓
Telescopes	✓	✓	-
Attachments	✓	✓	✓
Functional try-ins	✓	✓	✓
Impression and functional trays	✓	✓	✓
Bite registrations, transfer templates	✓	✓	✓
Occlusal splints, drilling templates	✓	✓	✓
Models	✓	✓	✓
Abutment Solutions	✓	✓	-

CAM software

The CAM software presents the interface between the design software and the milling machine and plays a crucial role. The CAM software converts design data into milling data and calculates the required milling paths. The milling strategies have a decisive influence on the quality and accuracy of fit of the restorations and can be flexibly adjusted to meet customer needs.

PrograMill CAM 2024

The software PrograMill CAM 2024, which is adapted to the PrograMill® milling machines, utilizes the entire potential of the milling machines. The software is distinguished by its very short calculation times and the 5-axis simultaneous control of the machine.

Includes all necessary licences for the PrograMill milling machines

- ✓ Milling and grinding Ivoclar materials included
- ✓ Wet processing of IPS e.max CAD included
- ✓ Open for third-party materials
- ✓ Flexible upgrade options



Delivery forms

PrograMill CAM Set incl. RFID reader		691953
PrograMill CAM Software		756233
Upgrade PrograMill CAM Software		756234
Upgrade CAM V3 → PrograMill CAM V4 (existing licences remain valid)		690258
Upgrade Zenotec CAM V3 → PrograMill CAM V4 (existing licences remain valid)		757683
PrograMill CAM PC (without mouse, keyboard and monitor)		691691
RFID reader (read/write module)	1 pc.	664340
Widescreen monitor	1 pc.	697508
Optical mouse	1 pc.	751604
Keyboard		
German	1 pc.	662911
US/EURO	1 pc.	747635
Spanish	1 pc.	747631
Italian	1 pc.	747632
French	1 pc.	747633
Licence PrograMill		676270

Block Module (part of Ivoclar Workplace)

The Ivoclar Block Module is a CAM software module specifically developed for processing Ivoclar blocks with the PrograMill PM7.

Improved grinding times for IPS e.max CAD, IPS Empress CAD and Tetric CAD result in higher productivity and, ultimately, faster patient treatment. Automatic nesting and pinning, along with fast tool path calculation, simplify and streamline the workflow. The new adaptive grinding technology ensures intelligent tool path control and enables faster processing while achieving excellent surface quality.

The block module is available via Ivoclar Workplace. All information required to install Ivoclar Workplace is available on this landing page:
<https://www.ivoclar.com/block-module>



PrograMill® material holders

Powerful holders for the PrograMill® machines PM7, PM5 and PM3 have been developed to ensure optimum processing of Ivoclar Digital CAD/CAM materials.

PrograMill® disc holder

A powerful holder has been developed for the PrograMill machines PM7, PM5 and PM3, which is distinguished by its zero-point clamping system. It ensures the optimum processing of discs with a circumferential groove of 10 mm.

The secure fit of all material discs results in high-quality milling results.



Delivery forms

PrograMill® disc holder for PM7/PM5/PM3	1 pc.	689242
---	-------	--------

Digital Denture holding

A special ring has been developed to modify the PrograMill disc holder for the digital denture process. It allows Ivotion to be secured in a predefined position and an already processed disc to be re-positioned accurately.

A denture, which has already been milled from the upper side, can therefore be easily removed so that the prefabricated teeth can be adhesively secured in place and then re-positioned for further processing.



Delivery forms

Digital Denture holder ring for PM7/PM5/PM3	1 pc.	689245
---	-------	--------

IPS e.matrix®

The patented multi-holder IPS e.matrix for PM7/PM5/PM3 enables up to six blocks to be milled in one grinding sequence, depending on the block size.

The IPS e.matrix for PM7/PM5/PM3 can be easily removed from the materials magazine and can be conveniently loaded outside the unit. The multi-holder is ideally adapted to the PrograMill machining strategies.



Delivery forms

IPS e.matrix for PM7/PM5/PM3	1 pc.	689241
------------------------------	-------	--------

PrograMill® abutment holder for Medentika

The PrograMill® abutment holder for Medentika has been exclusively developed for the PrograMill PM7 milling machine and is suitable for a comprehensive range of implant interfaces.

The holder allows you to mill highly precise, individual abutments using titanium preforms.

Processing begins right after having inserted the holder into the milling machine. Calibration is not required.



Delivery forms

PrograMill abutment holder for Medentika set PM7	1 pc.	755224
PrograMill abutment holder for Medentika Instructions for Use PrograMill tool blue 3.0c for PM7 PrograMill tool blue 2.0c for PM7 PrograMill tool blue 1.5c for PM7 PrograMill tool blue 1.0c for PM7 Allen key		
PrograMill abutment holder for Medentika set PM5/3	1 pc.	756213
PrograMill abutment holder for Medentika Instructions for Use PrograMill tool blue 2.0c for PM3/5 PrograMill tool blue 1.5c for PM3/5 PrograMill tool blue 1.0c for PM3/5 Allen key		
PrograMill abutment holder for Medentika single	1 pc.	755225

PrograMill® abutment holder for NT-trading

The PrograMill® abutment holder for NT-trading has been exclusively developed for the PrograMill PM7 milling machine and is suitable for a comprehensive range of implant interfaces.

The holder allows you to mill highly precise, individual abutments using titanium preforms.

Processing begins right after having inserted the holder into the milling machine. Calibration is not required.



Delivery forms

PrograMill abutment holder for NT-trading set	1 pc.	747869
PrograMill abutment holder for NT-trading Instructions for Use PrograMill tool blue 3.0c for PM7 PrograMill tool blue 2.0c for PM7 PrograMill tool blue 1.5c for PM7 PrograMill tool blue 1.0c for PM7 Allen key		
PrograMill abutment holder for NT-trading single	1 pc.	747870
For PrograMill PM3/5:		
Abut. holder NT-trading set PM3/5		756211
Abut. holder NT-trading single PM3/5		756212

PrograMill® Tools



GLASS-CERAMICS/ COMPOSITES



ZIRCONIUM OXIDE




PMMA / DCL




PrograMill PM7

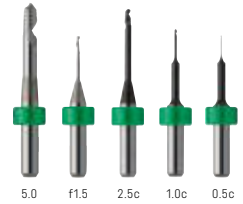
Processing
blocks and discs



689018	PrograMill tool red g3.0 for PM7	1 pc.
689019	PrograMill tool red g2.0 for PM7	1 pc.
689020	PrograMill tool red g1.0 for PM7	1 pc.
689021	PrograMill tool red g0.5 for PM7	1 pc.



689012	PrograMill tool yellow 2.5c for PM7	1 pc.
689013	PrograMill tool yellow 1.0c for PM7	1 pc.
689014	PrograMill tool yellow 0.5c for PM7	1 pc.
689015	PrograMill tool yellow 2.5 for PM7	1 pc.
689016	PrograMill tool yellow 1.0 for PM7	1 pc.
689017	PrograMill tool yellow 0.5 for PM7	1 pc.




689022	PrograMill tool green 5.0 for PM7	1 pc.
689023	PrograMill tool green f1.5 for PM7	1 pc.
689024	PrograMill tool green 2.5c for PM7	1 pc.
689025	PrograMill tool green 1.0c for PM7	1 pc.
689026	PrograMill tool green 0.5c for PM7	1 pc.




PrograMill PM3 / PM5


Processing
blocks and discs



712774	PrograMill tool red g2.8 for PM3/5	1 pc.
689043	PrograMill tool red g2.0 for PM3/5	1 pc.
689044	PrograMill tool red g1.0 for PM3/5	1 pc.
689045	PrograMill tool red g0.5 for PM3/5	1 pc.



689036	PrograMill tool yellow 2.5c for PM3/5	1 pc.
689037	PrograMill tool yellow 1.0c for PM3/5	1 pc.
689038	PrograMill tool yellow 0.5c for PM3/5	1 pc.
689039	PrograMill tool yellow 2.5 for PM3/5	1 pc.
689040	PrograMill tool yellow 1.0 for PM3/5	1 pc.
689041	PrograMill tool yellow 0.5 for PM3/5	1 pc.



689046	PrograMill tool green f1.5 for PM3/5	1 pc.
689047	PrograMill tool green 2.5c for PM3/5	1 pc.
689048	PrograMill tool green 1.0c for PM3/5	1 pc.
689049	PrograMill tool green 0.5c for PM3/5	1 pc.

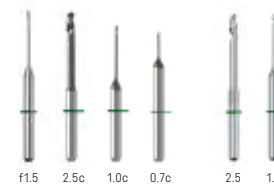


PrograMill DRY

Processing discs



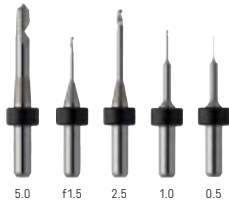
748040	PrograMill tool yellow 2.5c for PM-DRY	1 pc.
748039	PrograMill tool yellow 1.0c for PM-DRY	1 pc.
748043	PrograMill tool yellow 2.5 for PM-DRY	1 pc.
748042	PrograMill tool yellow 1.0 for PM-DRY	1 pc.
748041	PrograMill tool yellow 0.7 for PM-DRY	1 pc.
748037	PrograMill tool yellow 0.3 for PM-DRY	1 pc.



748050	PrograMill tool green f1.5 for PM-DRY	1 pc.
748049	PrograMill tool green 2.5c for PM-DRY	1 pc.
748048	PrograMill tool green 1.0c for PM-DRY	1 pc.
748047	PrograMill tool green 0.7c for PM-DRY	1 pc.
748046	PrograMill tool green 2.5 for PM-DRY	1 pc.
748045	PrograMill tool green 1.0 for PM-DRY	1 pc.
748044	PrograMill tool green 0.7 for PM-DRY	1 pc.



WAX




5.0 f1.5 2.5 1.0 0.5

PM7	1 pc.
PM7	1 pc.
PM7	1 pc.
PM7	1 pc.
PM7	1 pc.

689027	PrograMill tool black 5.0 for PM7	1 pc.
689028	PrograMill tool black f1.5 for PM7	1 pc.
689029	PrograMill tool black 2.5 for PM7	1 pc.
689030	PrograMill tool black 1.0 for PM7	1 pc.
689031	PrograMill tool black 0.5 for PM7	1 pc.



COBALT-CHROMIUM




3.0 2.0 1.5 1.0 0.6 t1.5i

760963	PrograMill tool blue CoCr 3.0 for PM7	1 pc.
760964	PrograMill tool blue CoCr 2.0 for PM7	1 pc.
760965	PrograMill tool blue CoCr 1.5 for PM7	1 pc.
760966	PrograMill tool blue CoCr 1.0 for PM7	1 pc.
760967	PrograMill tool blue CoCr 0.6 for PM7	1 pc.
754521	PrograMill tool blue CoCr t1.5i for PM7	1 pc.




TITANIUM



3.0 2.0 1.5 1.0 0.6 t1.5i


760968	PrograMill tool blue Ti 3.0 for PM7	1 pc.
760969	PrograMill tool blue Ti 2.0 for PM7	1 pc.
760970	PrograMill tool blue Ti 1.5 for PM7	1 pc.
760971	PrograMill tool blue Ti 1.0 for PM7	1 pc.
760972	PrograMill tool blue Ti 0.6 for PM7	1 pc.
760973	PrograMill tool blue Ti t1.5i for PM7	1 pc.



f1.5 2.5 1.0 0.5

PM3/5	1 pc.
PM3/5	1 pc.
PM3/5	1 pc.
PM3/5	1 pc.

689050	PrograMill tool black f1.5 for PM3/5	1 pc.
689051	PrograMill tool black 2.5 for PM3/5	1 pc.
689052	PrograMill tool black 1.0 for PM3/5	1 pc.
689053	PrograMill tool black 0.5 for PM3/5	1 pc.



2.0c 1.5c 1.0c 0.6c p2.0c p1.5c p1.0c

689054	PrograMill tool blue 2.0c for PM3/5	1 pc.
689055	PrograMill tool blue 1.5c for PM3/5	1 pc.
689056	PrograMill tool blue 1.0c for PM3/5	1 pc.
689057	PrograMill tool blue 0.6c for PM3/5	1 pc.
754738	PrograMill tool blue p2.0c for PM3/5	1 pc.
754739	PrograMill tool blue p1.5c for PM3/5	1 pc.
754740	PrograMill tool blue p1.0c for PM3/5	1 pc.



PM-DRY	1 pc.
PM-DRY	1 pc.
PM-DRY	1 pc.
PM-DRY	1 pc.
PM-DRY	1 pc.
PM-DRY	1 pc.
PM-DRY	1 pc.

Letter codes

c = coated
Coating for a longer tool life and long-lasting performance

f = flat
Special geometry with a flat cutting edge

i = implant
Special tool for implants

t = toric
Special geometry with a toric cutting edge, especially for titanium processing

g = grinder
Diamond-coated grinder for the wet processing of glass-ceramics

p = preform
Tools with a special coating for the processing of preform abutments

3D printer and CAM software

PrograPrint® 3D printer system

The PrograPrint PR5 is specially designed to meet the demands of dental laboratories. It is based on our extensive dental expertise, and it aims to help you fine tune your craft. The system is integrated into a validated workflow, consisting of a range of materials, software and equipment for printing, cleaning and post-curing.

PrograPrint® PR5

The PrograPrint PR5 3D printer is at the core of our 3D printing workflow. Engineered for dental applications, the machine provides absolute accuracy and intuitive operation. An innovative cartridge system ensures easy and virtually contact-free handling of the materials.



Delivery forms

PrograPrint® PR5 System	1 pc.	698703
Accessories		
PrograPrint Cartridge set for PR5	1 pc.	704372
PrograPrint Pool for PR5	1 pc.	704373
PrograPrint Stage for PR5	1 pc.	704374

PrograPrint® Cartridge

The material bottle, with the valve attached to it, is placed in the PrograPrint Cartridge. The valve automatically regulates the fill level of the material tank during the printing process. The material bottle is stored in the PrograPrint Cartridge until the next use. In this way, the material is protected from ambient light and premature curing is avoided.



Delivery forms

PrograPrint® Cartridge set for PR5	1 pc.	704372
PrograPrint Cartridge		
PrograPrint Pool		

PrograPrint® Pool

The PrograPrint Pool is the material tank for the PrograPrint PR5.

The PrograPrint PR5 uses RFID technology to monitor the material tank.



Delivery forms

PrograPrint® Pool for PR5	1 pc.	704373
---------------------------	-------	--------

PrograPrint® Pool Lid

The PrograPrint Pool Lid enables the use of Ivoclar-approved third-party printing materials. The PrograPrint Pool Lid can only be used together with a PrograPrint Pool.



Delivery forms

PrograPrint® Pool Lid	1 pc.	756691
-----------------------	-------	--------

PrograPrint® Stage

The PrograPrint Stage build platform features a robust design and offers a long service life. The non-stick coating enables the printed objects to be easily removed at the end of the printing process, while they adhere well to the surface during printing.



Delivery forms

PrograPrint® Stage for PR5	1 pc.	704374
----------------------------	-------	--------

PrograPrint® Clean

PrograPrint Clean is designed for cleaning printed 3D objects with isopropanol (IPA) to remove unpolymerized material. Printed objects can be left on the build platform when they are cleaned in the cleaning unit. The cleaner features a sturdy and durable stainless steel construction and is TÜV tested. The cleaner also features a self-reversing magnetic stirrer and a two-stage cleaning option for optimum results.



Delivery forms

PrograPrint® Clean System	1 pc.	704457
Accessories		
PrograPrint magnetic stirrers a)	4 pcs	710645
PrograPrint suction pump b)	1 pc.	710646
PrograPrint adhesive labels c)	1 pc.	710647
PrograPrint cleaning tanks d)	2 pcs	739979

PrograPrint® Cure

The PrograPrint® is a LED light-curing unit designed for curing printed objects. Reflective coating distributes the light evenly inside the curing chamber and ensures that the printed objects are optimally cured. The post-curing process ensures that printed objects are completely cured.



Delivery forms

PrograPrint® Cure system	1x	704458*
PrograPrint Cure Power cable Operating Instructions Short Instructions Object tray Various accessories		

*Various variations available

PrograPrint® CAM software

The PrograPrint CAM software offers intuitive handling and allows you to prepare the 3D printing process quickly and efficiently.

It is seamlessly integrated in the workflow of the PrograPrint system, and it is fully coordinated with the PrograPrint PR5 3D printer and ProArt Print materials.

The software has been independently developed by Ivoclar with the purpose to ensure that the different software components are configured properly.

It efficiently creates support structures and effectively nests all ProArt Print materials. On request we will manage your materials and build styles for you, so that you will always be up to date.



Delivery forms

PrograPrint® CAM Software	1 pc.	754530
---------------------------	-------	--------

ProArt Print

ProArt Print, the light-cured resin for stereolithography 3D printing, is used to produce precise, dimensionally stable printing objects with the PrograPrint PR5 3D printer and approved third-party systems. The printing materials are an integral part of the PrograPrint system. ProArt Print is easy to work with without contact with the material thanks to the special cartridge system.

ProArt Print Wax

ProArt Print Wax features excellent burnout properties and is therefore the ideal auxiliary material for the fabrication of press restorations.

It is particularly suitable for the 3D printing of inlays, onlays, crowns and bridges.

In combination with the press technique, ProArt Print Wax enables the fabrication of monochromatic and polychromatic restorations as well as implant restorations with high accuracy of fit and surface quality.



Delivery forms

ProArt Print Wax yellow	1000 ml	696296
-------------------------	---------	--------

ProArt Print Model New Formula

ProArt Print Model New Formula is an opaque beige material and is suitable for the production of models. Implant models, models for the fabrication of vacuum-formed splints and models with removable dies can be fabricated.

ProArt Print Model produces models that feature excellent dimensional stability. Their high precision results in accurately fitting final restorations.



Delivery forms

ProArt Print Model beige	1000 ml	696302
--------------------------	---------	--------

Ivotion® Base Print

Ivotion Base Print is a 3D printing material for permanent applications. The material delivers high-quality, strong and esthetically pleasing denture bases with excellent comfort and a precise fit.





























Delivery forms

Ivotion® Base Print	1000 ml	
Pink		746306
Preference		746307
US-D		753868

Services

Authorized CAD/CAM labside grinding and milling units for Ivoclar CAD/CAM materials










































Manufacturer of CAD/CAM units		IPS e.max® CAD			
		Inlays, onlays, veneers and crowns	Three-unit bridges ^[2]	Implant-supported hybrid abutments	Implant-supported hybrid abutment crowns
	System				
	PrograMill® Dry				
	PrograMill® PM3 / PM5				
	PrograMill® PM7				
	Zenotec® mini				
	Zenotec® select				
	Zenotec® select hybrid				
	ceramill® mikro ic				
	ceramill® motion 2 / motion 3				
	ceramill® matik / matron				
	inLab® MC XL				
	inLab® MC X5				
	N4+				

^[1] The range of products may vary from country to country

^[2] Up to the second premolar as the terminal abutment

^[3] With up to two connected pontics

^[4] Not available for IPS e.max ZirCAD Prime

	IPS e.max® ZirCAD		IPS Empress® CAD	Tetric® CAD	Telio® CAD	
	Crowns	Bridges	Inlays, onlays, veneers and crowns	Inlays, onlays, veneers and crowns	Temporary crowns and bridges ^[3]	Implant-supported hybrid abutment crowns
						
						
						
						
						
						
						
						
		 ^[4]				
						



Manufacturer of CAD/CAM units	System	Ivotion	Ivotion Dent / Multi
		Full denture	Tooth segments/ denture teeth
ivoclar	PrograMill® Dry		
	PrograMill® PM3 / PM5		
	PrograMill® PM7		
	Zenotec® mini		
	Zenotec® select	*	
	Zenotec® select hybrid	*	
AMANNGIRRBACH	ceramill® motion 2		
	ceramill® motion 3		
	ceramill® matik / matron		
Dentsply Sirona	inLab® MC X5		
vhf	R5 K5/K5+ E5		

^[1] The range of products may vary from country to country
 *Only in machines with material changer



Ivotion
Base

Denture base





Manufacturer of
CAD/CAM units

System

ivoclar

PrograMill® PM3 / PM5

PrograMill® PM7

Zenotec® mini

Zenotec® select

Zenotec® select hybrid

ceramill® motion 2

ceramill® motion 3

ceramill® matik / matron

**Dentsply
Sirona**

inLab® MC X5

**ProArt CAD
Wax yellow**

**Burnout restorations for
the press technique**









**ProArt CAD
Splint**

Occlusal splints, drilling tem



^[1] The range of products may vary from country to country



plates	ProArt CAD Try-In Functional try-in, impression trays / functional trays, bite templates
	
	
	
	
	
	
	
	

Customer Care



Faster Solutions

With multiple ways to connect with us, you can get the help you need quickly. Innovative tools like the instant video assistant enable real time dialog and troubleshooting through a safe and secure channel.



Expert Care

Direct contact with local and global support specialists who know the products best ensures you receive the quality service you expect. Trained and certified service technicians are standing by for all your technical needs.



On-site Assistance

From secure delivery and installation, to on-site maintenance and repair, our Customer Care field representatives will get you up and running.



Investment Protection

Tailored service packages are available to protect your equipment and offer peace of mind. Save time, reduce potential urgent repair costs, and never miss your deadlines.



Continued Confidence

Routine service and maintenance support through Customer Care can help identify and fix any potential issues with your equipment before it leads to an interruption of your work.

Regular service and maintenance is essential for any piece of equipment to ensure it continues to operate reliably, safely, and effectively.

All-round Protection for your Investment

Take the guess work out of your service and maintenance needs with routine support from our experts. On-site and remote assistance ensures optimal equipment performance.

Get Expert Support

Enjoy peace of mind with premium technical support for your investment every step of the way. Our trusted, certified service specialists know your equipment inside and out. You are in safe hands..

Minimize Machine Downtime

Annual maintenance allows us to identify and fix any potential issues with your equipment before it leads to an interruption of your work. Save time, reduce potential urgent repair costs, and never miss your deadlines.

Quality Assurance

Equipment parts may need replacement due to wear and tear from regular usage. With the extended warranty option in our service packages, you enjoy peace of mind knowing you are covered. Additionally, all replacement parts come with a promise of consistent quality and are tailored to your individual milling systems.


Service Packages Overview

PrograMill® PM7, PM5, PM3 and DRY




Basic Package

This package with unlimited renewal offers a small discount on wear parts and is ideal for your basic maintenance needs.



Advanced Package

This package with extended warranty coverage offers discounted wear parts and provides the ideal value for money on maintenance and repairs.



Premium Package

This package with extended warranty coverage offers complete wear part protection and is ideal for those looking for maximum insurance on all maintenance and repairs.



Einmaliger
Wartungsbesuch

		Basis	Advanced	Premium
Service package term	–	1 year (automatic)	1 year (automatic)	1 year (automatic)
Service package renewal	–	unlimited	maximum 4 times renewal	maximum 4 times renewal
Extended warranty	–	–	✓	✓
Repair coverage	–	–	✓	✓
Annual maintenance	auf upon request	✓	✓	✓
Travel expense coverage	–	–	✓	✓
Wear part discount	–	20% discount	50% discount	100% discount

Subject to availability in your market

Ivoclar Vivadent AG | Bändererstrasse 2 | 9494 Schaan | Liechtenstein
Tel. +423 235 35 35 | Fax +423 235 33 60

ivoclar.com